



VALVES, FITTINGS & TUBING PRESSURE VESSELS & REACTORS



High Pressure Equipment
A GRACO Company




HiP... Our Name is High Pressure

High pressure valves, fittings and tubing manufactured to the highest quality standards, delivered with the shortest lead times, and priced to make you money... it's been the focus at HiP throughout our more than 65 year history. We offer a broad product portfolio capable of handling pressures up to 150,000 psi and carry an extensive inventory allowing us to offer same day shipping of many items. In addition to our high pressure valves, we offer a complete line of reactors and pressure vessels and an expanded family of pumping systems and instrument valves.

In addition to our standard products, we offer a complete line of valves and fittings for oil and gas industry use with sour gas (H₂S). For applications involving specialty gases, corrosive liquids, and extreme temperatures/conditions, we'll make our products using exotic alloys and temperature extensions, as well as design and build a solution to meet your exact requirements, such as our popular custom manifolds. This dedication to satisfying our loyal customers is the driving force behind our continued growth, including our passing the 4 million high pressure valves and fittings shipped milestone.

Committment to Quality

As a company that exclusively deals in elevated pressure applications, we understand that our customers depend on our products to provide safe and reliable operation at pressures as high as 150,000 psi. Throughout our history we have been dedicated to continuous improvement in all aspects of our manufacturing operation and customer service. This commitment has only increased over time, including our joining the Graco family of companies and implementing their world class quality systems.



Markets

Our high standards for quality, service and value have enabled us to achieve preferred supplier status with a wide variety of market leaders in many different industries.

- **Waterjet Cutting and Blasting**
- **Oil and Gas**
- **Chemical and Petrochemical**
- **Research and Development**
- **Universities and Government**
- **General Industry**

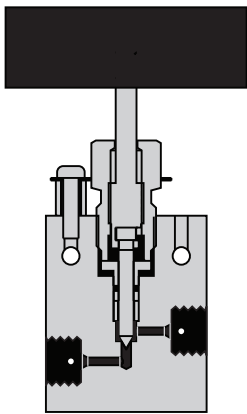
ISO 9001
CERTIFIED

Valve Design

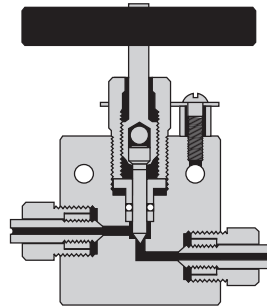
General

1

- Valve bodies through 100,000 psi are high tensile Type 316 stainless steel, 150,000 psi valve bodies are 17-4 PH stainless steel.
- Stem assemblies have non-rotating tips to prevent galling with valve seats.
- Packing is located below the stem threads to prevent contact with media (liquid or gas).
- Packing glands are equipped with locking devices or lock nuts.
- Six valve patterns (see chart on page 7).
- Tubing connections are: $\frac{1}{16}$ " , $\frac{1}{8}$ " , $\frac{1}{4}$ " , $\frac{3}{8}$ " , $\frac{9}{16}$ " , $\frac{3}{4}$ " , 1 " and $1\frac{1}{2}$ ".
Pipe connections include: $\frac{1}{8}$ " , $\frac{1}{4}$ " , $\frac{3}{8}$ " , $\frac{1}{2}$ " , $\frac{3}{4}$ " , and 1 " NPT.
- Remote control air operators are available for most valves.



Slotted Stem



Rolled Style Stem

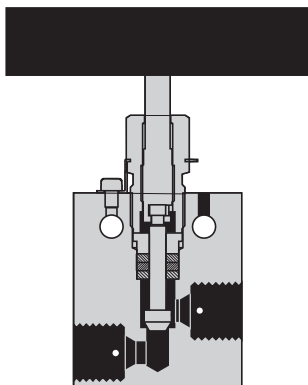
Slotted Stem: Non-rotating slotted stems are standard on AF4, AF6, LF4, LF6, LF9, HF6, HF4, and HF9 (30,000 psi) HF2, HF4, HF6, HF9 (60,000 psi) for on-off service and ensure long life on valve seats. Regulating tip stems are available for all valves at no additional cost, add -REG to part number.

Rolled Style Stem: This simple two-piece design is also non-rotating and is ideal for smaller valves and for valves made from exotic materials. The standard lower section stem is manufactured from hardened 17-4 PH stainless steel. It is affixed to a one-piece upper stem requiring no periodic adjustment. The two stem components are free to rotate independently of each other, thereby minimizing rotation of the lower stem against the valve seat.

The Rolled Style Stem is standard for all AF1, AF2, NFA, NFB, LF4, LF6 valves, 30,000 psi HF2, XF4, and XF6 valves, as well as most valves requiring stems made from exotic materials. It is optional for any valve normally supplied with a Positive Guide Stem.

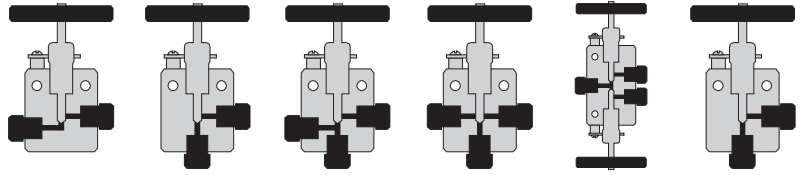
Pinned Stem Design: This variation on the Rolled Style Stem is a three-piece design in which the lower stem is pinned into a freely-rotating stem guide. It has all of the advantages of the rolled style stem, with the additional benefit of a replaceable lower section stem.

The Pinned Stem Design is standard for all NFC, NFD, NFF, NFH, LF9, LF12, LF16, and HF16 valves.



Pinned Stem

Quick Selector Guide to Standard Valves



1

Taper Seal Valves

NPT Valves

Medium Pressure Valves

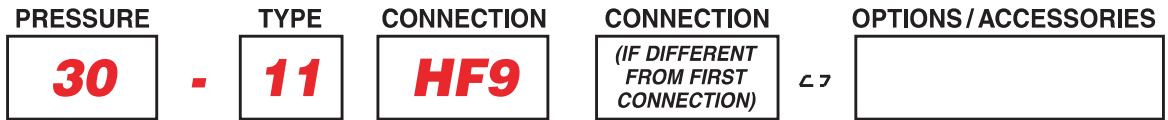
High Pressure Valves

Ultra High Pressure Valves

| | 10,000 psi | 15,000 psi | 10,000 psi | 15,000 psi | 10,000 psi | 15,000 psi | 20,000 psi | 30,000 psi | 60,000 psi | 100,000 psi | 150,000 psi | | |
|-------------|-----------------------|-----------------------|-------------------------|------------------------|-----------------------|-----------------------|------------------------|----------------------------|------------------------|-------------------------|-------------------------|-------------------------|------------------------|
| Pressure | 10,000 psi | 15,000 psi | 10,000 psi | 15,000 psi | 10,000 psi | 15,000 psi | 20,000 psi | 30,000 psi | 60,000 psi | 100,000 psi | 150,000 psi | | |
| Valve Type | Two Way Straight | Two Way Angle | Three Way Two Press | Three Way One Press | Three Way Two Stem | Replaceable Seat | Two Way Straight | Two Way Angle | Three Way Two Press | Three Way One Press | Three Way Two Stem | Replaceable Seat | |
| Tube Size | 1/4" O.D. / 1/8" I.D. | 3/8" O.D. / 1/4" I.D. | 1/16" O.D. / .030" I.D. | 1/8" O.D. / 1/16" I.D. | 3/8" O.D. / 1/4" I.D. | 1/2" O.D. / 3/4" I.D. | 1" O.D. / 1 1/16" I.D. | 1 1/2" O.D. / 1 5/16" I.D. | 1/4" O.D. / 7/64" I.D. | 3/8" O.D. / 13/64" I.D. | 9/16" O.D. / 5/16" I.D. | 3/4" O.D. / 33/64" I.D. | 1" O.D. / 1 1/16" I.D. |
| 10,000 psi | 10-11AF4 | 10-12AF4 | 10-13AF4 | 10-14AF4 | 10-15AF4 | 10-12AF4-R | 10-11AF6 | 10-12AF6 | 10-13AF6 | 10-14AF6 | 10-15AF6 | 10-12AF6-R | |
| 15,000 psi | 15-11AF1 | 15-12AF1 | 15-13AF1 | 15-14AF1 | 15-15AF1 | NA | 15-11AF2 | 15-12AF2 | 15-13AF2 | 15-14AF2 | 15-15AF2 | NA | |
| 10,000 psi | 10-11NFA | 10-12NFA | 10-13NFA | 10-14NFA | 10-15NFA | 10-12NFA-R | 10-11NFB | 10-12NFB | 10-13NFB | 10-14NFB | 10-15NFB | 10-12NFB-R | |
| 10,000 psi | 10-11NFC | 10-12NFC | 10-13NFC | 10-14NFC | 10-15NFC | 10-12NFC-R | 10-11NFD | 10-12NFD | 10-13NFD | 10-14NFD | 10-15NFD | 10-12NFD-R | |
| 10,000 psi | 10F-11NFF | 10F-12NFF | 10F-13NFF | 10F-14NFF | 10F-15NFF | 10F-12NFF-R | 10F-11NFH | 10F-12NFH | 10F-13NFH | 10F-14NFH | 10F-15NFH | 10F-12NFH-R | |
| 15,000 psi | 15F-11NFA | 15F-12NFA | 15F-13NFA | 15F-14NFA | 15F-15NFA | 15F-12NFA-R | 15F-11NFB | 15F-12NFB | 15F-13NFB | 15F-14NFB | 15F-15NFB | 15F-12NFB-R | |
| 15,000 psi | 15F-11NFC | 15F-12NFC | 15F-13NFC | 15F-14NFC | 15F-15NFC | 15F-12NFC-R | 15F-11NFD | 15F-12NFD | 15F-13NFD | 15F-14NFD | 15F-15NFD | 15F-12NFD-R | |
| 10,000 psi | 10-11LF12 | 10-12LF12 | 10-13LF12 | 10-14LF12 | 10-15LF12 | 10-12LF12-R | 10-11LF16 | 10-12LF16 | 10-13LF16 | 10-14LF16 | 10-15LF16 | 10-12LF16-R | |
| 15,000 psi | 15-11LF24 | 15-12LF24 | 15-13LF24 | 15-14LF24 | 15-15LF24 | 15-12LF24-R | | | | | | | |
| 20,000 psi | 20-11LF4 | 20-12LF4 | 20-13LF4 | 20-14LF4 | 20-15LF4 | 20-12LF4R | 20-11LF6 | 20-12LF6 | 20-13LF6 | 20-14LF6 | 20-15LF6 | 20-12LF6R | |
| 20,000 psi | 20-11LF9 | 20-12LF9 | 20-13LF9 | 20-14LF9 | 20-15LF9 | 20-12LF9R | 20-11LF12 | 20-12LF12 | 20-13LF12 | 20-14LF12 | 20-15LF12 | 20-12LF12R | |
| 20,000 psi | 20-11LF16 | 20-12LF16 | 20-13LF16 | 20-14LF16 | 20-15LF16 | 20-12LF16R | | | | | | | |
| 30,000 psi | 30-11HF2 | 30-12HF2 | 30-13HF2 | 30-14HF2 | 30-15HF2 | 30-12HF2R | 30-11HF4 | 30-12HF4 | 30-13HF4 | 30-14HF4 | 30-15HF4 | 30-12HF4R | |
| 30,000 psi | 30-11HF6 | 30-12HF6 | 30-13HF6 | 30-14HF6 | 30-15HF6 | 30-12HF6R | 30-11HF9 | 30-12HF9 | 30-13HF9 | 30-14HF9 | 30-15HF9 | 30-12HF9R | |
| 30,000 psi | 30-11HF16 | 30-12HF16 | 30-13HF16 | 30-14HF16 | 30-15HF16 | 30-12HF16R | | | | | | | |
| 60,000 psi | 60-11HF2 | 60-12HF2 | 60-13HF2 | 60-14HF2 | 60-15HF2 | 60-12HF2R | 60-11HF4 | 60-12HF4 | 60-13HF4 | 60-14HF4 | 60-15HF4 | 60-12HF4R | |
| 60,000 psi | 60-11HF6 | 60-12HF6 | 60-13HF6 | 60-14HF6 | 60-15HF6 | 60-12HF6R | 60-11HF9 | 60-12HF9 | 60-13HF9 | 60-14HF9 | 60-15HF9 | 60-12HF9R | |
| 100,000 psi | 100-11XF4 | 100-12XF4 | 100-13XF4 | 100-14XF4 | NA | 100-12XF4R | | | | | | | |
| 150,000 psi | 150-11XF6 | 150-12XF6 | 150-13XF6 | 150-14XF6 | NA | 150-12XF6R | | | | | | | |

Catalog Numbering System

1



Pressure Series

- 10 = 10,000 psi
- 15 = 15,000 psi
- 20 = 20,000 psi
- 30 = 30,000 psi
- 40 = 40,000 psi
- 60 = 60,000 psi
- 100 = 100,000 psi
- 150 = 150,000 psi

Catalog part numbers for some components (NPT fittings, special alloy parts) have been maintained for historical consideration.

The referred pressure series may not reflect the actual pressure rating. Please refer to applicable catalog page for pressure rating, or consult the factory.

Type of Components

- 2 = Gland, Collar or Sleeve
- 3 = Anti-Vibration Assembly
- 7 = Plug
- 11 = 2-Way Straight Valve
- 12 = 2-Way Angle Valve
- 13 = 3-Way Valve with Two Pressure Connections
- 14 = 3-Way Valve with One Pressure Connections
- 15 = 3-Way, 2-Stem Valve
- 16 = Ball Valve (Floating)
- 21 = Coupling or Adapter
- 22 = Elbow
- 23 = Tee
- 24 = Cross
- 41 = Check Valve
- 51 = Line Filter
- 61 = Safety Head (Straight)
- 63 = Safety Head (Tee Type)
- 71 = 2-Way Ball Valve *
- 72 = 3-Way Ball Valve 180° *
- 73 = 3-Way Ball Valve Diverter *
- 74 = 2-Way Ball Valve *
- 75 = 3-Way Ball Valve 180° *
- 76 = 3-Way Ball Valve Diverter *
- 77 = 3-Way Mini Ball Valve 1/4" NPT
- 80 = 2-Way Ball Valve *
- 81 = 3-Way Ball Valve 180° *
- 82 = 3-Way Ball Valve Diverter *

* (Trunion)

Connection(s) Size and Type

| Female | Male | |
|--------|------|--------------------------|
| AF1 | AM1 | 1/16" Taper Seal |
| AF2 | AM2 | 1/8" Taper Seal |
| AF4 | AM4 | 1/4" Taper Seal |
| AF6 | AM6 | 3/8" Taper Seal |
| LF4 | LM4 | 1/4" Medium Pressure |
| LF6 | LM6 | 3/8" Medium Pressure |
| LF9 | LM9 | 9/16" Medium Pressure |
| LF12 | LM12 | 3/4" Medium Pressure |
| LF16 | LM16 | 1" Medium Pressure |
| LF24 | LM24 | 1 1/2" Medium Pressure |
| HF2 | HM2 | 1/8" High Pressure |
| HF4 | HM4 | 1/4" High Pressure |
| HF6 | HM6 | 3/8" High Pressure |
| HF9 | HM9 | 9/16" High Pressure |
| HF16 | HM16 | 1" High Pressure |
| XF4 | XM4 | 1/4" Ultra High Pressure |
| XF6 | XM6 | 3/8" Ultra High Pressure |
| NFA | NMA | 1/8" NPT Pipe |
| NFB | NMB | 1/4" NPT Pipe |
| NFC | NMC | 3/8" NPT Pipe |
| NFD | NMD | 1/2" NPT Pipe |
| NFF | NMF | 3/4" NPT Pipe |
| NFH | NMH | 1" NPT Pipe |
| — | HA9 | 9/16" Hose |
| — | HA12 | 3/4" Hose |
| — | HA16 | 1" Hose |
| — | HA21 | 1 5/16" Hose |

Options

- V = Micro Control Metering Assembly
- HT = High Temperature Stem Extension (Up to 1,000° F)
- SGS = Sour Gas (H₂S) Service
- N/O = Normally Open
- N/C = Normally Closed
- K = With Antivibration Collars and Glands
- REG = Regulating Tip
- TSR8 = Ball Valve Actuator
- TDA8 = Ball Valve Actuator Double Acting
- W/O = Without Collars and Glands
- LT = Low Temperature Stem Extension (to -320°F)
- MPO-NO = Medium Duty Piston Operator Normally Open
- MPO-NC = Medium Duty Piston Operator Normally Closed
- HPO-NO = Heavy Duty Piston Operator Normally Open
- HPO-NC = Heavy Duty Piston Operator Normally Closed
- EHPO-NO = Extra Heavy Piston Operator Normally Open
- EHPO-NC = Extra Heavy Piston Operator Normally Closed
- OC = Oxygen Cleaning
- HL = Handle Lock (Ball Valve Only)
- MHNO = Mini Hippo Normally Open
- MHNC = Mini Hippo Normally Closed
- LS = Limit Switch

How to Order Valves and Fittings

Simply indicate catalog number and specify option or special requirement.

Examples:

30-11HF4 = 30,000 psi Straight Valve for 1/4" O.D. tubing

60-23HF4 = 60,000 psi Tee for 1/4" O.D. tubing

15-21AF2 = 15,000 psi Straight Coupling for 1/8" O.D. tubing, Taper Seal connections

15-21AF2NMB = 15,000 psi Adapter with one end 1/8" O.D. Female Taper Seal and opposite end Male 1/4" NPT Pipe

30-11HF6-HT = 30,000 psi Straight Valve for 3/8" O.D. tubing with High Temperature Extension

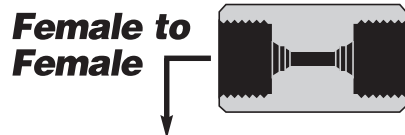
"HIPCO" 10-12NFB (N/C) = 10,000 psi Angle Valve for 1/4" NPT Pipe with "Hipco" Air Operator, Normally Closed

"HIPPO" 15-11A4F (N/C) = 10,000 psi Angle Valve for 1/4" Taper Seal with "Hippo" Piston Operator, Normally Closed

60-21HF4 (Hastelloy C-276) = 60,000 psi Straight Coupling for 1/4" O.D. tubing, made from Hastelloy C-276 material

Accessories

Coupling Selection Guide



| | | AF1 | AF2 | AF4 | AF6 |
|--------------------------|------|------------------|-----------------|-----------------|-----------------|
| | | 1/16" Taper Seal | 1/8" Taper Seal | 1/4" Taper Seal | 3/8" Taper Seal |
| 1/16" TAPER SEAL | AF1 | 15-21AF1 | 15-21AF1AF2 | 10-21AF1AF4 | 10-21AF1AF6 |
| 1/8" TAPER SEAL | AF2 | 15-21AF1AF2 | 15-21AF2 | 10-21AF2AF4 | 10-21AF2AF6 |
| 1/4" TAPER SEAL | AF4 | 10-21AF1AF4 | 10-21AF2AF4 | 10-21AF4 | 10-21AF4AF6 |
| 3/8" TAPER SEAL | AF6 | 10-21AF1AF6 | 10-21AF2AF6 | 10-21AF4AF6 | 10-21AF6 |
| 1/4" MEDIUM PRESSURE | LF4 | 15-21AF1LF4 | 15-21AF2LF4 | 10-21AF4LF4 | 10-21AF6LF4 |
| 3/8" MEDIUM PRESSURE | LF6 | 15-21AF1LF6 | 15-21AF2LF6 | 10-21AF4LF6 | 10-21AF6LF6 |
| 9/16" MEDIUM PRESSURE | LF9 | 15-21AF1LF9 | 15-21AF2LF9 | 10-21AF4LF9 | 10-21AF6LF9 |
| 3/4" MEDIUM PRESSURE | LF12 | 15-21AF1LF12 | 15-21AF2LF12 | 10-21AF4LF12 | 10-21AF6LF12 |
| 1" MEDIUM PRESSURE | LF16 | 15-21AF1LF16 | 15-21AF2LF16 | 10-21AF4LF16 | 10-21AF6LF16 |
| 1/8" HIGH PRESSURE | HF2 | 15-21AF1HF2 | 15-21AF2HF2 | 10-21AF4HF2 | 10-21AF6HF2 |
| 1/4" HIGH PRESSURE | HF4 | 15-21AF1HF4 | 15-21AF2HF4 | 10-21AF4HF4 | 10-21AF6HF4 |
| 3/8" HIGH PRESSURE | HF6 | 15-21AF1HF6 | 15-21AF2HF6 | 10-21AF4HF6 | 10-21AF6HF6 |
| 9/16" HIGH PRESSURE | HF9 | 15-21AF1HF9 | 15-21AF2HF9 | 10-21AF4HF9 | 10-21AF6HF9 |
| 1" HIGH PRESSURE | HF16 | 15-21AF1HF16 | 15-21AF2HF16 | 10-21AF4HF16 | 10-21AF6HF16 |
| 1/4" ULTRA HIGH PRESSURE | XF4 | 15-21AF1XF4 | 15-21AF2XF4 | 10-21AF4XF4 | 10-21AF6XF4 |
| 3/8" ULTRA HIGH PRESSURE | XF6 | 15-21AF1XF6 | 15-21AF2XF6 | 10-21AF4XF6 | 10-21AF6XF6 |
| 1/8" NPT PIPE | NFA | 15-21AF1NFA | 15-21AF2NFA | 10-21AF4NFA | 10-21AF6NFA |
| 1/4" NPT PIPE | NFB | 15-21AF1NFB | 15-21AF2NFB | 10-21AF4NFB | 10-21AF6NFB |
| 3/8" NPT PIPE | NFC | 15-21AF1NFC | 15-21AF2NFC | 10-21AF4NFC | 10-21AF6NFC |
| 1/2" NPT PIPE | NFD | 15-21AF1NFD | 15-21AF2NFD | 10-21AF4NFD | 10-21AF6NFD |
| 3/4" NPT PIPE | NFF | 10-21AF1NFF | 10-21AF2NFF | 10-21AF4NFF | 10-21AF6NFF |
| 1" NPT PIPE | NFH | 10-21AF1NFH | 10-21AF2NFH | 10-21AF4NFH | 10-21AF6NFH |

Female to Female (continued)

| | | HF6 | HF9 | HF16 | XF4 |
|--------------------------|------|--------------------|---------------------|------------------|--------------------------|
| | | 3/8" High Pressure | 9/16" High Pressure | 1" High Pressure | Ultra High Pressure 1/4" |
| 1/16" TAPER SEAL | AF1 | 15-21AF1HF6 | 15-21AF1HF9 | 15-21AF1HF16 | 15-21AF1XF4 |
| 1/8" TAPER SEAL | AF2 | 15-21AF2HF6 | 15-21AF2HF9 | 15-21AF2HF16 | 15-21AF2XF4 |
| 1/4" TAPER SEAL | AF4 | 10-21AF4HF6 | 10-21AF4HF9 | 10-21AF4HF16 | 10-21AF4XF4 |
| 3/8" TAPER SEAL | AF6 | 10-21AF6HF6 | 10-21AF6HF9 | 10-21AF6HF16 | 10-21AF6XF4 |
| 1/4" MEDIUM PRESSURE | LF4 | 20-21LF4HF6 | 20-21LF4HF9 | 20-21LF4HF16 | 20-21LF4XF4 |
| 3/8" MEDIUM PRESSURE | LF6 | 20-21LF6HF6 | 20-21LF6HF9 | 20-21LF6HF16 | 20-21LF6XF4 |
| 9/16" MEDIUM PRESSURE | LF9 | 20-21LF9HF6 | 20-21LF9HF9 | 20-21LF9HF16 | 20-21LF9XF4 |
| 3/4" MEDIUM PRESSURE | LF12 | 20-21LF12HF6 | 20-21LF12HF9 | 20-21LF12HF16 | 20-21LF12XF4 |
| 1" MEDIUM PRESSURE | LF16 | 20-21LF16HF6 | 20-21LF16HF9 | 20-21LF16HF16 | 20-21LF16XF4 |
| 1/8" HIGH PRESSURE | HF2 | 60-21HF2HF6 | 60-21HF2HF9 | 30-21HF2HF16 | 60-21HF2XF4 |
| 1/4" HIGH PRESSURE | HF4 | 60-21HF4HF6 | 60-21HF4HF9 | 30-21HF4HF16 | 60-21HF4XF4 |
| 3/8" HIGH PRESSURE | HF6 | 60-21HF6 | 60-21HF6HF9 | 30-21HF6HF16 | 60-21HF6XF4 |
| 9/16" HIGH PRESSURE | HF9 | 60-21HF6HF9 | 60-21HF9 | 30-21HF9HF16 | 60-21HF9XF4 |
| 1" HIGH PRESSURE | HF16 | 30-21HF6HF16 | 30-21HF9HF16 | 30-21HF16 | 30-21HF16XF4 |
| 1/4" ULTRA HIGH PRESSURE | XF4 | 60-21HF6XF4 | 60-21HF9XF4 | 30-21HF16XF4 | 100-21XF4 |
| 3/8" ULTRA HIGH PRESSURE | XF6 | 60-21HF6XF6 | 60-21HF9XF6 | 30-21HF16XF6 | 100-21XF4XF6 |
| 1/8" NPT PIPE | NFA | 30-21HF6NFA | 30-21HF9NFA | 30-21HF16NFA | 30-21XF4NFA |
| 1/4" NPT PIPE | NFB | 30-21HF6NFB | 30-21HF9NFB | 30-21HF16NFB | 30-21XF4NFB |
| 3/8" NPT PIPE | NFC | 30-21HF6NFC | 30-21HF9NFC | 30-21HF16NFC | 30-21XF4NFC |
| 1/2" NPT PIPE | NFD | 30-21HF6NFD | 30-21HF9NFD | 30-21HF16NFD | 30-21XF4NFD |
| 3/4" NPT PIPE | NFF | 10-21HF6NFF | 10-21HF9NFF | 10-21HF16NFF | 10-21XF4NFF |
| 1" NPT PIPE | NFH | 10-21HF6NFH | 10-21HF9NFH | 10-21HF16NFH | 10-21XF4NFH |

Coupling Selection Guide

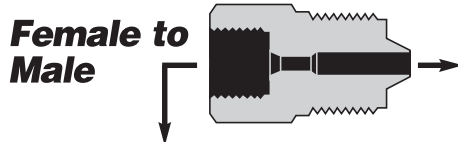
| LF4 | LF6 | LF9 | LF12 | LF16 | HF2 | HF4 |
|------------------------------------|------------------------------------|-------------------------------------|------------------------------------|-----------------------|----------------------------------|----------------------------------|
| $\frac{1}{4}$ " Medium Pressure | $\frac{3}{8}$ " Medium Pressure | $\frac{9}{16}$ " Medium Pressure | $\frac{3}{4}$ " Medium Pressure | 1" Medium Pressure | $\frac{1}{8}$ " High Pressure | $\frac{1}{4}$ " High Pressure |
| 15-21AF1LF4 | 15-21AF1LF6 | 15-21AF1LF9 | 15-21AF1LF12 | 15-21AF1LF16 | 15-21AF1HF2 | 15-21AF1HF4 |
| 15-21AF2LF4 | 15-21AF2LF6 | 15-21AF2LF9 | 15-21AF2LF12 | 15-21AF2LF16 | 15-21AF2HF2 | 15-21AF2HF4 |
| 10-21AF4LF4 | 10-21AF4LF6 | 10-21AF4LF9 | 10-21AF4LF12 | 10-21AF4LF16 | 10-21AF4HF2 | 10-21AF4HF4 |
| 10-21AF6LF4 | 10-21AF6LF6 | 10-21AF6LF9 | 10-21AF6LF12 | 10-21AF6LF16 | 10-21AF6HF2 | 10-21AF6HF4 |
| 20-21LF4 | 20-21LF4LF6 | 10-21LF4LF9 | 20-21LF4LF12 | 20-21LF4LF16 | 20-21LF4HF2 | 20-21LF4HF4 |
| 20-21LF4LF6 | 20-21LF6 | 20-21LF6LF9 | 20-21LF6LF12 | 20-21LF6LF16 | 20-21LF6HF2 | 20-21LF6HF4 |
| 20-21LF4LF9 | 20-21LF6LF9 | 20-21LF9 | 20-21LF9LF12 | 20-21LF9LF16 | 20-21LF9HF2 | 20-21LF9HF4 |
| 20-21LF4LF12 | 20-21LF6LF12 | 20-21LF9LF12 | 20-21LF12 | 20-21LF12LF16 | 20-21LF12HF2 | 20-21LF12HF4 |
| 20-21LF4LF16 | 20-21LF6LF16 | 20-21LF9LF16 | 20-21LF12LF16 | 20-21LF16 | 20-21LF16HF2 | 20-21LF16HF4 |
| 20-21LF4HF2 | 20-21LF6HF2 | 20-21LF9HF2 | 20-21LF12HF2 | 20-21LF16HF2 | 60-21HF2 | 60-21HF2HF4 |
| 20-21LF4HF4 | 20-21LF6HF4 | 20-21LF9HF4 | 20-21LF12HF4 | 20-21LF16HF4 | 60-21HF2HF4 | 60-21HF4 |
| 20-21LF4HF6 | 20-21LF6HF6 | 20-21LF9HF6 | 20-21LF12HF6 | 20-21LF16HF6 | 60-21HF2HF6 | 60-21HF4HF6 |
| 20-21LF4HF9 | 20-21LF6HF9 | 20-21LF9HF9 | 20-21LF12HF9 | 20-21LF16HF9 | 60-21HF2HF9 | 60-21HF4HF9 |
| 20-21LF4HF16 | 20-21LF6HF16 | 20-21LF9HF16 | 20-21LF12HF16 | 20-21LF16HF16 | 30-21HF2HF16 | 30-21HF4HF16 |
| 20-21LF4XF4 | 20-21LF6XF4 | 20-21LF9XF4 | 20-21LF12XF4 | 20-21LF16XF4 | 60-21HF2XF4 | 60-21HF4XF4 |
| 20-21LF4XF6 | 20-21LF6XF6 | 20-21LF9XF6 | 20-21LF12XF6 | 20-21LF16XF6 | 60-21HF2XF6 | 60-21HF4XF6 |
| 20-21LF4NFA | 20-21LF6NFA | 20-21LF9NFA | 20-21LF12NFA | 20-21LF16NFA | 30-21HF2NFA | 30-21HF4NFA |
| 20-21LF4NFB | 20-21LF6NFB | 20-21LF9NFB | 20-21LF12NFB | 20-21LF16NFB | 30-21HF2NFB | 30-21HF4NFB |
| 20-21LF4NFC | 20-21LF6NFC | 20-21LF9NFC | 20-21LF12NFC | 20-21LF16NFC | 30-21HF2NFC | 30-21HF4NFC |
| 20-21LF4NFD | 20-21LF6NFD | 20-21LF9NFD | 20-21LF12NFD | 20-21LF16NFD | 30-21HF2NFD | 30-21HF4NFD |
| 10-21LF4NFF | 10-21LF6NFF | 10-21LF9NFF | 10-21LF12NFF | 10-21LF16NFF | 10-21HF2NFF | 10-21HF4NFF |
| 10-21LF4NFH | 10-21LF6NFH | 10-21LF9NFH | 10-21LF12NFH | 10-21LF16NFH | 10-21HF2NFH | 10-21HF4NFH |

| XF6 | NFA | NFB | NFC | NFD | NFF | NFH |
|--|-----------------------------|-----------------------------|-----------------------------|-----------------------------|-----------------------------|----------------|
| $\frac{3}{8}$ " Ultra High Pressure | $\frac{1}{8}$ " NPT Pipe | $\frac{1}{4}$ " NPT Pipe | $\frac{3}{8}$ " NPT Pipe | $\frac{1}{2}$ " NPT Pipe | $\frac{3}{4}$ " NPT Pipe | 1" NPT Pipe |
| 15-21AF1XF6 | 15-21AF1NFA | 15-21AF1NFB | 15-21AF1NFC | 15-21AF1NFD | 10-21AF1NFF | 10-21AF1NFH |
| 15-21AF2XF6 | 15-21AF2NFA | 15-21AF2NFB | 15-21AF2NFC | 15-21AF2NFD | 10-21AF2NFF | 10-21AF2NFH |
| 10-21AF4XF6 | 10-21AF4NFA | 10-21AF4NFB | 10-21AF4NFC | 10-21AF4NFD | 10-21AF4NFF | 10-21AF4NFH |
| 10-21AF6XF6 | 10-21AF6NFA | 10-21AF6NFB | 10-21AF6NFC | 10-21AF6NFD | 10-21AF6NFF | 10-21AF6NFH |
| 20-21LF4XF6 | 20-21LF4NFA | 20-21LF4NFB | 20-21LF4NFC | 20-21LF4NFD | 10-21LF4NFF | 10-21LF4NFH |
| 20-21LF6XF6 | 20-21LF6NFA | 20-21LF6NFB | 20-21LF6NFC | 20-21LF6NFD | 10-21LF6NFF | 10-21LF6NFH |
| 20-21LF9XF6 | 20-21LF9NFA | 20-21LF9NFB | 20-21LF9NFC | 20-21LF9NFD | 10-21LF9NFF | 10-21LF9NFH |
| 20-21LF12XF6 | 20-21LF12NFA | 20-21LF12NFB | 20-21LF12NFC | 20-21LF12NFD | 10-21LF12NFF | 10-21LF12NFH |
| 20-21LF16XF6 | 20-21LF16NFA | 20-21LF16NFB | 20-21LF16NFC | 20-21LF16NFD | 10-21LF16NFF | 10-21LF16NFH |
| 60-21HF2XF6 | 30-21HF2NFA | 30-21HF2NFB | 30-21HF2NFC | 30-21HF2NFD | 10-21HF2NFF | 10-21HF2NFH |
| 60-21HF4XF6 | 30-21HF4NFA | 30-21HF4NFB | 30-21HF4NFC | 30-21HF4NFD | 10-21HF4NFF | 10-21HF4NFH |
| 60-21HF6XF6 | 30-21HF6NFA | 30-21HF6NFB | 30-21HF6NFC | 30-21HF6NFD | 10-21HF6NFF | 10-21HF6NFH |
| 60-21HF9XF6 | 30-21HF9NFA | 30-21HF9NFB | 30-21HF9NFC | 30-21HF9NFD | 10-21HF9NFF | 10-21HF9NFH |
| 30-21HF16XF6 | 30-21HF16NFA | 30-21HF16NFB | 30-21HF16NFC | 30-21HF16NFD | 10-21HF16NFF | 10-21HF16NFH |
| 100-21XF4XF6 | 30-21XF4NFA | 30-21XF4NFB | 30-21XF4NFC | 30-21XF4NFD | 10-21XF4NFF | 10-21XF4NFH |
| 150-21XF6 | 30-21XF6NFA | 30-21XF6NFB | 30-21XF6NFC | 30-21XF6NFD | 10-21XF6NFF | 10-21XF6NFH |
| 30-21XF6NFA | 15-21NFA | 15-21NFANFB | 15-21NFANFC | 15-21NFANFD | 10-21NFANFF | 10-21NFANFH |
| 30-21XF6NFB | 15-21NFANFB | 15-21NFB | 15-21NFBNFC | 15-21NFBNFD | 10-21NFBNFF | 10-21NFBNFH |
| 30-21XF6NFC | 15-21NFANFC | 15-21NFBNFC | 15-21NFC | 15-21NFCNFD | 10-21NFCNFF | 10-21NFCNFH |
| 30-21XF6NFD | 15-21NFANFD | 15-21NFBNFD | 15-21NFCNFD | 15-21NFD | 10-21NFDNFF | 10-21NFDNFH |
| 10-21XF6NFF | 10-21NFANFF | 10-21NFBNFF | 10-21NFCNFF | 10-21NFDNFF | 10-21NFF | 10-21NFFNFH |
| 10-21XF6NFH | 10-21NFANFH | 10-21NFBNFH | 10-21NFCNFH | 10-21NFDNFH | 10-21NFFNFH | 10-21NFH |

12

Accessories

Adapter Selection Guide



| | | AM1 | AM2 | AM4 | AM6 |
|--------------------------|------|------------------|-----------------|-----------------|-----------------|
| | | 1/16" Taper Seal | 1/8" Taper Seal | 1/4" Taper Seal | 3/8" Taper Seal |
| 1/16" TAPER SEAL | AF1 | 15-21AF1AM1 | 15-21AF1AM2 | 10-21AF1AM4 | 10-21AF1AM6 |
| 1/8" TAPER SEAL | AF2 | 15-21AF2AM1 | 15-21AF2AM2 | 10-21AF2AM4 | 10-21AF2AM6 |
| 1/4" TAPER SEAL | AF4 | 10-21AF4AM1 | 10-21AF4AM2 | 10-21AF4AM4 | 10-21AF4AM6 |
| 3/8" TAPER SEAL | AF6 | 10-21AF6AM1 | 10-21AF6AM2 | 10-21AF6AM4 | 10-21AF6AM6 |
| 1/4" MEDIUM PRESSURE | LF4 | 15-21LF4AM1 | 15-21LF4AM2 | 10-21LF4AM4 | 10-21LF4AM6 |
| 3/8" MEDIUM PRESSURE | LF6 | 15-21LF6AM1 | 15-21LF6AM2 | 10-21LF6AM4 | 10-21LF6AM6 |
| 9/16" MEDIUM PRESSURE | LF9 | 15-21LF9AM1 | 15-21LF9AM2 | 10-21LF9AM4 | 10-21LF9AM6 |
| 3/4" MEDIUM PRESSURE | LF12 | 15-21LF12AM1 | 15-21LF12AM2 | 10-21LF12AM4 | 10-21LF12AM6 |
| 1" MEDIUM PRESSURE | LF16 | 15-21LF16AM1 | 15-21LF16AM2 | 10-21LF16AM4 | 10-21LF16AM6 |
| 1/8" HIGH PRESSURE | HF2 | 15-21HF2AM1 | 15-21HF2AM2 | 10-21HF2AM4 | 10-21HF2AM6 |
| 1/4" HIGH PRESSURE | HF4 | 15-21HF4AM1 | 15-21HF4AM2 | 10-21HF4AM4 | 10-21HF4AM6 |
| 3/8" HIGH PRESSURE | HF6 | 15-21HF6AM1 | 15-21HF6AM2 | 10-21HF6AM4 | 10-21HF6AM6 |
| 9/16" HIGH PRESSURE | HF9 | 15-21HF9AM1 | 15-21HF9AM2 | 10-21HF9AM4 | 10-21HF9AM6 |
| 1" HIGH PRESSURE | HF16 | 15-21HF16AM1 | 15-21HF16AM2 | 10-21HF16AM4 | 10-21HF16AM6 |
| 1/4" ULTRA HIGH PRESSURE | XF4 | 15-21XF4AM1 | 15-21XF4AM2 | 10-21XF4AM4 | 10-21XF4AM6 |
| 3/8" ULTRA HIGH PRESSURE | XF6 | 15-21XF6AM1 | 15-21XF6AM2 | 10-21XF6AM4 | 10-21XF6AM6 |
| 1/8" NPT PIPE | NFA | 15-21NFAAM1 | 15-21NFAAM2 | 10-21NFAAM4 | 10-21NFAAM6 |
| 1/4" NPT PIPE | NFB | 15-21NFBAM1 | 15-21NFBAM2 | 10-21NFBAM4 | 10-21NFBAM6 |
| 3/8" NPT PIPE | NFC | 15-21NFCAM1 | 15-21NFCAM2 | 10-21NFCAM4 | 10-21NFCAM6 |
| 1/2" NPT PIPE | NFD | 15-21NFDAM1 | 15-21NFDAM2 | 10-21NFDAM4 | 10-21NFDAM6 |
| 3/4" NPT PIPE | NFF | 10-21NFFAM1 | 10-21NFFAM2 | 10-21NFFAM4 | 10-21NFFAM6 |
| 1" NPT PIPE | NFH | 10-21NFHAM1 | 10-21NFHAM2 | 10-21NFHAM4 | 10-21NFHAM6 |

Female to Male (continued)

| | | HM6 | HM9 | HM16 | XM4 |
|--------------------------|------|--------------------|---------------------|------------------|--------------------------|
| | | 3/8" High Pressure | 9/16" High Pressure | 1" High Pressure | Ultra High Pressure 1/4" |
| 1/16" TAPER SEAL | AF1 | 15-21AF1HM6 | 15-21AF1HM9 | 15-21AF1HM16 | 15-21AF1XM4 |
| 1/8" TAPER SEAL | AF2 | 15-21AF2HM6 | 15-21AF2HM9 | 15-21AF2HM16 | 15-21AF2XM4 |
| 1/4" TAPER SEAL | AF4 | 10-21AF4HM6 | 10-21AF4HM9 | 10-21AF4HM16 | 10-21AF4XM4 |
| 3/8" TAPER SEAL | AF6 | 10-21AF6HM6 | 10-21AF6HM9 | 10-21AF6HM16 | 10-21AF6XM4 |
| 1/4" MEDIUM PRESSURE | LF4 | 20-21LF4HM6 | 20-21LF4HM9 | 20-21LF4HM16 | 20-21LF4XM4 |
| 3/8" MEDIUM PRESSURE | LF6 | 20-21LF6HM6 | 20-21LF6HM9 | 20-21LF6HM16 | 20-21LF6XM4 |
| 9/16" MEDIUM PRESSURE | LF9 | 20-21LF9HM6 | 20-21LF9HM9 | 20-21LF9HM16 | 20-21LF9XM4 |
| 3/4" MEDIUM PRESSURE | LF12 | 20-21LF12HM6 | 20-21LF12HM9 | 20-21LF12HM16 | 20-21LF12XM4 |
| 1" MEDIUM PRESSURE | LF16 | 20-21LF16HM6 | 20-21LF16HM9 | 20-21LF16HM16 | 20-21LF16XM4 |
| 1/8" HIGH PRESSURE | HF2 | 60-21HF2HM6 | 60-21HF2HM9 | 30-21HF2HM16 | 60-21HF2XM4 |
| 1/4" HIGH PRESSURE | HF4 | 60-21HF4HM6 | 60-21HF4HM9 | 30-21HF4HM16 | 60-21HF4XM4 |
| 3/8" HIGH PRESSURE | HF6 | 60-21HF6HM6 | 60-21HF6HM9 | 30-21HF6HM16 | 60-21HF6XM4 |
| 9/16" HIGH PRESSURE | HF9 | 60-21HF9HM6 | 60-21HF9HM9 | 30-21HF9HM16 | 60-21HF9XM4 |
| 1" HIGH PRESSURE | HF16 | 30-21HF16HM6 | 30-21HF16HM9 | 30-21HF16HM16 | 30-21HF16XM4 |
| 1/4" ULTRA HIGH PRESSURE | XF4 | 60-21XF4HM6 | 60-21XF4HM9 | 30-21XF4HM16 | 100-21XF4XM4 |
| 3/8" ULTRA HIGH PRESSURE | XF6 | 60-21XF6HM6 | 60-21XF6HM9 | 30-21XF6HM16 | 100-21XF6XM4 |
| 1/8" NPT PIPE | NFA | 30-21NFAHM6 | 30-21NFAHM9 | 30-21NFAHM16 | 30-21NFAXM4 |
| 1/4" NPT PIPE | NFB | 30-21NFBHM6 | 30-21NFBHM9 | 30-21NFBHM16 | 30-21NFBXM4 |
| 3/8" NPT PIPE | NFC | 30-21NFCM6 | 30-21NFCM9 | 30-21NFCM16 | 30-21NFCXM4 |
| 1/2" NPT PIPE | NFD | 30-21NFDHM6 | 30-21NFDHM9 | 30-21NFDHM16 | 30-21NFDXM4 |
| 3/4" NPT PIPE | NFF | 10-21NFFHM6 | 10-21NFFHM9 | 10-21NFFHM16 | 10-21NFFXM4 |
| 1" NPT PIPE | NFH | 10-21NFHHM6 | 10-21NFHHM9 | 10-21NFHHM16 | 10-21NFHXM4 |

Adapter Selection Guide

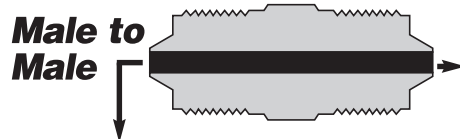
| LM4 | LM6 | LM9 | LM12 | LM16 | HM2 | HM4 |
|----------------------|----------------------|-----------------------|----------------------|--------------------|--------------------|--------------------|
| 1/4" Medium Pressure | 3/8" Medium Pressure | 9/16" Medium Pressure | 3/4" Medium Pressure | 1" Medium Pressure | 1/8" High Pressure | 1/4" High Pressure |
| 15-21AF1LM4 | 15-21AF1LM6 | 15-21AF1LM9 | 15-21AF1LM12 | 15-21AF1LM16 | 15-21AF1HM2 | 15-21AF1HM4 |
| 15-21AF2LM4 | 15-21AF2LM6 | 15-21AF2LM9 | 15-21AF2LM12 | 15-21AF2LM16 | 15-21AF2HM2 | 15-21AF2HM4 |
| 10-21AF4LM4 | 10-21AF4LM6 | 10-21AF4LM9 | 10-21AF4LM12 | 10-21AF4LM16 | 10-21AF4HM2 | 10-21AF4HM4 |
| 10-21AF6LM4 | 10-21AF6LM6 | 10-21AF6LM9 | 10-21AF6LM12 | 10-21AF6LM16 | 10-21AF6HM2 | 10-21AF6HM4 |
| 20-21LF4LM4 | 20-21LF4LM6 | 20-21LF4LM9 | 20-21LF4LM12 | 20-21LF4LM16 | 20-21LF4HM2 | 20-21LF4HM4 |
| 20-21LF6LM4 | 20-21LF6LM6 | 20-21LF6LM9 | 20-21LF6LM12 | 20-21LF6LM16 | 20-21LF6HM2 | 20-21LF6HM4 |
| 20-21LF9LM4 | 20-21LF9LM6 | 20-21LF9LM9 | 20-21LF9LM12 | 20-21LF9LM16 | 20-21LF9HM2 | 20-21LF9HM4 |
| 20-21LF12LM4 | 20-21LF12LM6 | 20-21LF12LM9 | 20-21LF12LM12 | 20-21LF12LM16 | 20-21LF12HM2 | 20-21LF12HM4 |
| 20-21LF16LM4 | 20-21LF16LM6 | 20-21LF16LM9 | 20-21LF16LM12 | 20-21LF16LM16 | 20-21LF16HM2 | 20-21LF16HM4 |
| 20-21HF2LM4 | 20-21HF2LM6 | 20-21HF2LM9 | 20-21HF2LM12 | 20-21HF2LM16 | 60-21HF2HM2 | 60-21HF2HM4 |
| 20-21HF4LM4 | 20-21HF4LM6 | 20-21HF4LM9 | 20-21HF4LM12 | 20-21HF4LM16 | 60-21HF4HM2 | 60-21HF4HM4 |
| 20-21HF6LM4 | 20-21HF6LM6 | 20-21HF6LM9 | 20-21HF6LM12 | 20-21HF6LM16 | 60-21HF6HM2 | 60-21HF6HM4 |
| 20-21HF9LM4 | 20-21HF9LM6 | 20-21HF9LM9 | 20-21HF9LM12 | 20-21HF9LM16 | 60-21HF9HM2 | 60-21HF9HM4 |
| 20-21HF16LM4 | 20-21HF16LM6 | 20-21HF16LM9 | 20-21HF16LM12 | 20-21HF16LM16 | 30-21HF16HM2 | 30-21HF16HM4 |
| 20-21XF4LM4 | 20-21XF4LM6 | 20-21XF4LM9 | 20-21XF4LM12 | 20-21XF4LM16 | 60-21XF4HM2 | 60-21XF4HM4 |
| 20-21XF6LM4 | 20-21XF6LM6 | 20-21XF6LM9 | 20-21XF6LM12 | 20-21XF6LM16 | 60-21XF6HM2 | 60-21XF6HM4 |
| 20-21NFALM4 | 20-21NFALM6 | 20-21NFALM9 | 20-21NFALM12 | 20-21NFALM16 | 30-21NF4HM2 | 30-21NF4HM4 |
| 20-21NFBLM4 | 20-21NFBLM6 | 20-21NFBLM9 | 20-21NFBLM12 | 20-21NFBLM16 | 30-21NFBHM2 | 30-21NFBHM4 |
| 20-21NFCLM4 | 20-21NFCLM6 | 20-21NFCLM9 | 20-21NFCLM12 | 20-21NFCLM16 | 30-21NFCHM2 | 30-21NFCHM4 |
| 20-21NFDLM4 | 20-21NFDLM6 | 20-21NFDLM9 | 20-21NFDLM12 | 20-21NFDLM16 | 30-21NFDHM2 | 30-21NFDHM4 |
| 10-21NFFLM4 | 10-21NFFLM6 | 10-21NFFLM9 | 10-21NFFLM12 | 10-21NFFLM16 | 10-21NFFHM2 | 10-21NFFHM4 |
| 10-21NFHLM4 | 10-21NFHLM6 | 10-21NFHLM9 | 10-21NFHLM12 | 10-21NFHLM16 | 10-21NFHHM2 | 10-21NFHHM4 |

| XM6 | NMA | NMB | NMC | NMD | NMF | NMH |
|--------------------------|---------------|---------------|---------------|---------------|---------------|--------------|
| 3/8" Ultra High Pressure | 1/8" NPT Pipe | 1/4" NPT Pipe | 3/8" NPT Pipe | 1/2" NPT Pipe | 3/4" NPT Pipe | 1" NPT Pipe |
| 15-21AF1XM6 | 15-21AF1NMA | 15-21AF1NMB | 15-21AF1NMC | 15-21AF1NMD | 10-21AF1NMF | 10-21AF1NMH |
| 15-21AF2XM6 | 15-21AF2NMA | 15-21AF2NMB | 15-21AF2NMC | 15-21AF2NMD | 10-21AF2NMF | 10-21AF2NMH |
| 10-21AF4XM6 | 10-21AF4NMA | 10-21AF4NMB | 10-21AF4NMC | 10-21AF4NMD | 10-21AF4NMF | 10-21AF4NMH |
| 10-21AF6XM6 | 10-21AF6NMA | 10-21AF6NMB | 10-21AF6NMC | 10-21AF6NMD | 10-21AF6NMF | 10-21AF6NMH |
| 20-21LF4XM6 | 20-21LF4NMA | 20-21LF4NMB | 20-21LF4NMC | 20-21LF4NMD | 10-21LF4NMF | 10-21LF4NMH |
| 20-21LF6XM6 | 20-21LF6NMA | 20-21LF6NMB | 20-21LF6NMC | 20-21LF6NMD | 10-21LF6NMF | 10-21LF6NMH |
| 20-21LF9XM6 | 20-21LF9NMA | 20-21LF9NMB | 20-21LF9NMC | 20-21LF9NMD | 10-21LF9NMF | 10-21LF9NMH |
| 20-21LF12XM6 | 20-21LF12NMA | 20-21LF12NMB | 20-21LF12NMC | 20-21LF12NMD | 10-21LF12NMF | 10-21LF12NMH |
| 20-21LF16XM6 | 20-21LF16NMA | 20-21LF16NMB | 20-21LF16NMC | 20-21LF16NMD | 10-21LF16NMF | 10-21LF16NMH |
| 60-21HF2XM6 | 30-21HF2NMA | 30-21HF2NMB | 30-21HF2NMC | 30-21HF2NMD | 10-21HF2NMF | 10-21HF2NMH |
| 60-21HF4XM6 | 30-21HF4NMA | 30-21HF4NMB | 30-21HF4NMC | 30-21HF4NMD | 10-21HF4NMF | 10-21HF4NMH |
| 60-21HF6XM6 | 30-21HF6NMA | 30-21HF6NMB | 30-21HF6NMC | 30-21HF6NMD | 10-21HF6NMF | 10-21HF6NMH |
| 60-21HF9XM6 | 30-21HF9NMA | 30-21HF9NMB | 30-21HF9NMC | 30-21HF9NMD | 10-21HF9NMF | 10-21HF9NMH |
| 30-21HF16XM6 | 30-21HF16NMA | 30-21HF16NMB | 30-21HF16NMC | 30-21HF16NMD | 10-21HF16NMF | 10-21HF16NMH |
| 100-21XF4XM6 | 30-21XF4NMA | 30-21XF4NMB | 30-21XF4NMC | 30-21XF4NMD | 10-21XF4NMF | 10-21XF4NMH |
| 150-21XF6XM6 | 30-21XF6NMA | 30-21XF6NMB | 30-21XF6NMC | 30-21XF6NMD | 10-21XF6NMF | 10-21XF6NMH |
| 30-21NFAXM6 | 15-21NFANMA | 15-21NFANMB | 15-21NFANMC | 15-21NFANMD | 10-21NFANMF | 10-21NFANMH |
| 30-21NFBXM6 | 15-21NFBNMA | 15-21NFBNMB | 15-21NFBNMC | 15-21NFBNMD | 10-21NFBNMF | 10-21NFBNMH |
| 30-21NFCXM6 | 15-21NFCNMA | 15-21NFCNMB | 15-21NFCNMC | 15-21NFCNMD | 10-21NFCNMF | 10-21NFCNMH |
| 30-21NFDXM6 | 15-21NFDNMA | 15-21NFDNMB | 15-21NFDNMC | 15-21NFDNMD | 10-21NFDNMF | 10-21NFDNMH |
| 10-21NFFXM6 | 10-21NFFNMA | 10-21NFFNMB | 10-21NFFNMC | 10-21NFFNMD | 10-21NFFNMF | 10-21NFFNMH |
| 10-21NFHXM6 | 10-21NFHNMA | 10-21NFHNMB | 10-21NFHNMC | 10-21NFHNMD | 10-21NFHNMF | 10-21NFHNMH |

12

Accessories

Adapter Selection Guide



| | | AM1 | AM2 | AM4 | AM6 |
|--------------------------|------|------------------|-----------------|-----------------|-----------------|
| | | 1/16" Taper Seal | 1/8" Taper Seal | 1/4" Taper Seal | 3/8" Taper Seal |
| 1/16" TAPER SEAL | AM1 | 15-21AM1AM1 | 15-21AM1AM2 | 10-21AM1AM4 | 10-21AM1AM6 |
| 1/8" TAPER SEAL | AM2 | 15-21AM1AM2 | 15-21AM2AM2 | 10-21AM2AM4 | 10-21AM2AM6 |
| 1/4" TAPER SEAL | AM4 | 10-21AM1AM4 | 10-21AM2AM4 | 10-21AM4AM4 | 10-21AM4AM6 |
| 3/8" TAPER SEAL | AM6 | 10-21AM1AM6 | 10-21AM2AM6 | 10-21AM4AM6 | 10-21AM6AM6 |
| 1/4" MEDIUM PRESSURE | LM4 | 15-21AM1LM4 | 15-21AM2LM4 | 10-21AM4LM4 | 10-21AM6LM4 |
| 3/8" MEDIUM PRESSURE | LM6 | 15-21AM1LM6 | 15-21AM2LM6 | 10-21AM4LM6 | 10-21AM6LM6 |
| 9/16" MEDIUM PRESSURE | LM9 | 15-21AM1LM9 | 5-21AM2LM9 | 10-21AM4LM9 | 10-21AM6LM9 |
| 3/4" MEDIUM PRESSURE | LM12 | 15-21AM1LM12 | 15-21AM2LM12 | 10-21AM4LM12 | 10-21AM6LM12 |
| 1" MEDIUM PRESSURE | LM16 | 15-21AM1LM16 | 15-21AM2LM16 | 10-21AM4LM16 | 10-21AM6LM16 |
| 1/8" HIGH PRESSURE | HM2 | 15-21AM1HM2 | 15-21AM2HM2 | 10-21AM4HM2 | 10-21AM6HM2 |
| 1/4" HIGH PRESSURE | HM4 | 15-21AM1HM4 | 15-21AM2HM4 | 10-21AM4HM4 | 10-21AM6HM4 |
| 3/8" HIGH PRESSURE | HM6 | 15-21AM1HM6 | 15-21AM2HM6 | 10-21AM4HM6 | 10-21AM6HM6 |
| 9/16" HIGH PRESSURE | HM9 | 15-21AM1HM9 | 15-21AM2HM9 | 10-21AM4HM9 | 10-21AM6HM9 |
| 1" HIGH PRESSURE | HM16 | 15-21AM1HM16 | 15-21AM2HM16 | 10-21AM4HM16 | 10-21AM6HM16 |
| 1/4" ULTRA HIGH PRESSURE | XM4 | 15-21AM1XM4 | 15-21AM2XM4 | 10-21AM4XM4 | 10-21AM6XM4 |
| 3/8" ULTRA HIGH PRESSURE | XM6 | 15-21AM1XM6 | 15-21AM2XM6 | 10-21AM4XM6 | 10-21AM6XM6 |
| 1/8" NPT PIPE | NMA | 15-21AM1NMA | 15-21AM2NMA | 10-21AM4NMA | 10-21AM6NMA |
| 1/4" NPT PIPE | NMB | 15-21AM1NMB | 15-21AM2NMB | 10-21AM4NMB | 10-21AM6NMB |
| 3/8" NPT PIPE | NMC | 15-21AM1NMC | 15-21AM2NMC | 10-21AM4NMC | 10-21AM6NMC |
| 1/2" NPT PIPE | NMD | 15-21AM1NMD | 15-21AM2NMD | 10-21AM4NMD | 10-21AM6NMD |
| 3/4" NPT PIPE | NMF | 10-21AM1NMF | 10-21AM2NMF | 10-21AM4NMF | 10-21AM6NMF |
| 1" NPT PIPE | NMH | 10-21AM1NMH | 10-21AM2NMH | 10-21AM4NMH | 10-21AM6NMH |

Male to Male (continued)

| | | HM6 | HM9 | HM16 | XM4 |
|--------------------------|------|--------------------|---------------------|------------------|--------------------------|
| | | 3/8" High Pressure | 9/16" High Pressure | 1" High Pressure | Ultra High Pressure 1/4" |
| 1/16" TAPER SEAL | AM1 | 15-21AM1HM6 | 15-21AM1HM9 | 15-21AM1HM16 | 15-21AM1XM4 |
| 1/8" TAPER SEAL | AM2 | 15-21AM2HM6 | 15-21AM2HM9 | 15-21AM2HM16 | 15-21AM2XM4 |
| 1/4" TAPER SEAL | AM4 | 10-21AM4HM6 | 10-21AM4HM9 | 10-21AM4HM16 | 10-21AM4XM4 |
| 3/8" TAPER SEAL | AM6 | 10-21AM6HM6 | 10-21AM6HM9 | 10-21AM6HM16 | 10-21AM6XM4 |
| 1/4" MEDIUM PRESSURE | LM4 | 20-21LM4HM6 | 20-21LM4HM9 | 20-21LM4HM16 | 20-21LM4XM4 |
| 3/8" MEDIUM PRESSURE | LM6 | 20-21LM6HM6 | 20-21LM6HM9 | 20-21LM6HM16 | 20-21LM6XM4 |
| 9/16" MEDIUM PRESSURE | LM9 | 20-21LM9HM6 | 20-21LM9HM9 | 20-21LM9HM16 | 20-21LM9XM4 |
| 3/4" MEDIUM PRESSURE | LM12 | 20-21LM12HM6 | 20-21LM12HM9 | 20-21LM12HM16 | 20-21LM12XM4 |
| 1" MEDIUM PRESSURE | LM16 | 20-21LM16HM6 | 20-21LM16HM9 | 20-21LM16HM16 | 20-21LM16XM4 |
| 1/8" HIGH PRESSURE | HM2 | 60-21HM2HM6 | 60-21HM2HM9 | 60-21HM2HM16 | 60-21HM2XM4 |
| 1/4" HIGH PRESSURE | HM4 | 60-21HM4HM6 | 60-21HM4HM9 | 60-21HM4HM16 | 60-21HM4XM4 |
| 3/8" HIGH PRESSURE | HM6 | 60-21HM6HM6 | 60-21HM6HM9 | 60-21HM6HM16 | 60-21HM6XM4 |
| 9/16" HIGH PRESSURE | HM9 | 60-21HM9HM6 | 60-21HM9HM9 | 30-21HM9HM16 | 60-21HM9XM4 |
| 1" HIGH PRESSURE | HM16 | 30-21HM16HM6 | 30-21HM16HM9 | 30-21HM16HM16 | 30-21HM16XM4 |
| 1/4" ULTRA HIGH PRESSURE | XM4 | 60-21HM6XM4 | 60-21HM9XM4 | 60-21HM16XM4 | 100-21XM4XM4 |
| 3/8" ULTRA HIGH PRESSURE | XM6 | 60-21HM6XM6 | 60-21HM9XM6 | 60-21HM16XM6 | 100-21XM4XM6 |
| 1/8" NPT PIPE | NMA | 30-21HM6NMA | 30-21HM9NMA | 30-21HM16NMA | 30-21XM4NMA |
| 1/4" NPT PIPE | NMB | 30-21HM6NMB | 30-21HM9NMB | 30-21HM16NMB | 30-21XM4NMB |
| 3/8" NPT PIPE | NMC | 30-21HM6NMC | 30-21HM9NMC | 30-21HM16NMC | 30-21XM4NMC |
| 1/2" NPT PIPE | NMD | 30-21HM6NMD | 30-21HM9NMD | 30-21HM16NMD | 30-21XM4NMD |
| 3/4" NPT PIPE | NMF | 10-21HM6NMF | 10-21HM9NMF | 10-21HM16NMF | 10-21XM4NMF |
| 1" NPT PIPE | NMH | 10-21HM6NMH | 10-21HM9NMH | 10-21HM16NMH | 10-21XM4NMH |

Adapter Selection Guide

| LM4 | LM6 | LM9 | LM12 | LM16 | HM2 | HM4 |
|----------------------|----------------------|-----------------------|----------------------|--------------------|--------------------|--------------------|
| 1/4" Medium Pressure | 3/8" Medium Pressure | 9/16" Medium Pressure | 3/4" Medium Pressure | 1" Medium Pressure | 1/8" High Pressure | 1/4" High Pressure |
| 15-21AM1LM4 | 15-21AM1LM6 | 15-21AM1LM9 | 15-21AM1LM12 | 15-21AM1LM16 | 15-21AM1HM2 | 15-21AM1HM4 |
| 15-21AM2LM4 | 15-21AM2LM6 | 15-21AM2LM9 | 15-21AM2LM12 | 15-21AM2LM16 | 15-21AM2HM2 | 15-21AM2HM4 |
| 10-21AM4LM4 | 10-21AM4LM6 | 10-21AM4LM9 | 10-21AM4LM12 | 10-21AM4LM16 | 10-21AM4HM2 | 10-21AM4HM4 |
| 10-21AM6LM4 | 10-21AM6LM6 | 10-21AM6LM9 | 10-21AM6LM12 | 10-21AM6LM16 | 10-21AM6HM2 | 10-21AM6HM4 |
| 20-21LM4LM4 | 20-21LM4LM6 | 20-21LM4LM9 | 20-21LM4LM12 | 20-21LM4LM16 | 20-21LM4HM2 | 20-21LM4HM4 |
| 20-21LM4LM6 | 20-21LM6LM6 | 20-21LM6LM9 | 20-21LM6LM12 | 20-21LM6LM16 | 20-21LM6HM2 | 20-21LM6HM4 |
| 20-21LM4LM9 | 20-21LM6LM9 | 20-21LM9LM9 | 20-21LM9LM12 | 20-21LM9LM16 | 20-21LM9HM2 | 20-21LM9HM4 |
| 20-21LM4LM12 | 20-21LM6LM12 | 20-21LM9LM12 | 20-21LM12LM12 | 20-21LM12LM16 | 20-21LM12HM2 | 20-21LM12HM4 |
| 20-21LM4LM16 | 20-21LM6LM16 | 20-21LM9LM16 | 20-21LM12LM16 | 20-21LM16LM16 | 20-21LM16HM2 | 20-21LM16HM4 |
| 20-21LM4HM2 | 20-21LM6HM2 | 20-21LM9HM2 | 20-21LM12HM2 | 20-21LM16HM2 | 60-21HM2HM2 | 60-21HM2HM4 |
| 20-21LM4HM4 | 20-21LM6HM4 | 20-21LM9HM4 | 20-21LM12HM4 | 20-21LM16HM4 | 60-21HM2HM4 | 60-21HM4HM4 |
| 20-21LM4HM6 | 20-21LM6HM6 | 20-21LM9HM6 | 20-21LM12HM6 | 20-21LM16HM6 | 60-21HM2HM6 | 60-21HM4HM6 |
| 20-21LM4HM9 | 20-21LM6HM9 | 20-21LM9HM9 | 20-21LM12HM9 | 20-21LM16HM9 | 60-21HM2HM9 | 60-21HM4HM9 |
| 20-21LM4HM16 | 20-21LM6HM16 | 20-21LM9HM16 | 20-21LM12HM16 | 20-21LM16HM16 | 30-21HM2HM16 | 30-21HM4HM16 |
| 20-21LM4XM4 | 20-21LM6XM4 | 20-21LM9XM4 | 20-21LM12XM4 | 20-21LM16XM4 | 60-21HM2XM4 | 60-21HM4XM4 |
| 20-21LM4XM6 | 20-21LM6XM6 | 20-21LM9XM6 | 20-21LM12XM6 | 20-21LM16XM6 | 60-21HM2XM6 | 60-21HM4XM6 |
| 20-21LM4NMA | 20-21LM6NMA | 20-21LM9NMA | 20-21LM12NMA | 20-21LM16NMA | 30-21HM2NMA | 30-21HM4NMA |
| 20-21LM4NMB | 20-21LM6NMB | 20-21LM9NMB | 20-21LM12NMB | 20-21LM16NMB | 30-21HM2NMB | 30-21HM4NMB |
| 20-21LM4NMC | 20-21LM6NMC | 20-21LM9NMC | 20-21LM12NMC | 20-21LM16NMC | 30-21HM2NMC | 30-21HM4NMC |
| 20-21LM4NMD | 20-21LM6NMD | 20-21LM9NMD | 20-21LM12NMD | 20-21LM16NMD | 30-21HM2NMD | 30-21HM4NMD |
| 10-21LM4NMF | 10-21LM6NMF | 10-21LM9NMF | 10-21LM12NMF | 10-21LM16NMF | 10-21HM2NMF | 10-21HM4NMF |
| 10-21LM4NMH | 10-21LM6NMH | 10-21LM9NMH | 10-21LM12NMH | 10-21LM16NMH | 10-21HM2NMH | 10-21HM4NMH |

| XM6 | NMA | NMB | NMC | NMD | NMF | NMH |
|--------------------------|---------------|---------------|---------------|---------------|---------------|--------------|
| 3/8" Ultra High Pressure | 1/8" NPT Pipe | 1/4" NPT Pipe | 3/8" NPT Pipe | 1/2" NPT Pipe | 3/4" NPT Pipe | 1" NPT Pipe |
| 15-21AM1XM6 | 15-21AM1NMA | 15-21AM1NMB | 15-21AM1NMC | 15-21AM1NMD | 10-21AM1NMF | 10-21AM1NMH |
| 15-21AM2XM6 | 15-21AM2NMA | 15-21AM2NMB | 15-21AM2NMC | 15-21AM2NMD | 10-21AM2NMF | 10-21AM2NMH |
| 10-21AM4XM6 | 10-21AM4NMA | 10-21AM4NMB | 10-21AM4NMC | 10-21AM4NMD | 10-21AM4NMF | 10-21AM4NMH |
| 10-21AM6XM6 | 10-21AM6NMA | 10-21AM6NMB | 10-21AM6NMC | 10-21AM6NMD | 10-21AM6NMF | 10-21AM6NMH |
| 20-21LM4XM6 | 20-21LM4NMA | 20-21LM4NMB | 20-21LM4NMC | 20-21LM4NMD | 10-21LM4NMF | 10-21LM4NMH |
| 20-21LM6XM6 | 20-21LM6NMA | 20-21LM6NMB | 20-21LM6NMC | 20-21LM6NMD | 10-21LM6NMF | 10-21LM6NMH |
| 20-21LM9XM6 | 20-21LM9NMA | 20-21LM9NMB | 20-21LM9NMC | 20-21LM9NMD | 10-21LM9NMF | 10-21LM9NMH |
| 20-21LM12XM6 | 20-21LM12NMA | 20-21LM12NMB | 20-21LM12NMC | 20-21LM12NMD | 10-21LM12NMF | 10-21LM12NMH |
| 20-21LM16XM6 | 20-21LM16NMA | 20-21LM16NMB | 20-21LM16NMC | 20-21LM16NMD | 10-21LM16NMF | 10-21LM16NMH |
| 60-21HM2XM6 | 30-21HM2NMA | 30-21HM2NMB | 30-21HM2NMC | 30-21HM2NMD | 10-21HM2NMF | 10-21HM2NMH |
| 60-21HM4XM6 | 30-21HM4NMA | 30-21HM4NMB | 30-21HM4NMC | 30-21HM4NMD | 10-21HM4NMF | 10-21HM4NMH |
| 60-21HM6XM6 | 30-21HM6NMA | 30-21HM6NMB | 30-21HM6NMC | 30-21HM6NMD | 10-21HM6NMF | 10-21HM6NMH |
| 60-21HM9XM6 | 30-21HM9NMA | 30-21HM9NMB | 30-21HM9NMC | 30-21HM9NMD | 10-21HM9NMF | 10-21HM9NMH |
| 30-21HM16XM6 | 30-21HM16NMA | 30-21HM16NMB | 30-21HM16NMC | 30-21HM16NMD | 10-21HM16NMF | 10-21HM16NMH |
| 100-21XM4XM6 | 30-21XM4NMA | 30-21XM4NMB | 30-21XM4NMC | 30-21XM4NMD | 10-21XM4NMF | 10-21XM4NMH |
| 150-21XM6XM6 | 30-21XM6NMA | 30-21XM6NMB | 30-21XM6NMC | 30-21XM6NMD | 10-21XM6NMF | 10-21XM6NMH |
| 30-21XM6NMA | 15-21NMANMA | 15-21NMANMA | 15-21NMANMC | 15-21NMANMD | 10-21NMANMF | 10-21NMANMH |
| 30-21XM6NMB | 15-21NMANMB | 15-21NMBNMB | 15-21NMBNMC | 15-21NMBNMD | 10-21NMBNMF | 10-21NMBNMH |
| 30-21XM6NMC | 15-21NMANMC | 15-21NMBNMC | 15-21NMCNMC | 15-21NMCNMD | 10-21NMCNMF | 10-21NMCNMH |
| 30-21XM6NMD | 15-21NMANMD | 15-21NMBNMD | 15-21NMCNMD | 15-21NMDNMD | 10-21NMDNMF | 10-21NMDNMH |
| 10-21XM6NMF | 10-21NMANMF | 10-21NMBNMF | 10-21NMCNMF | 10-21NMDNMF | 10-21NMFNMF | 10-21NMFNMH |
| 10-21XM6NMH | 10-21NMANMH | 10-21NMBNMH | 10-21NMCNMH | 10-21NMDNMH | 10-21NMFNMH | 10-21NMHNMH |

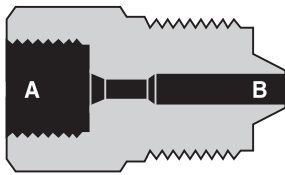

12

Accessories

Adapters: Female to Male

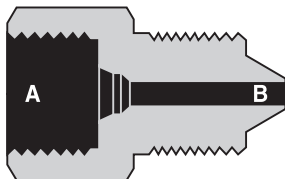
A complete range of adapters is offered for flexibility in going from tube to tube and from tube to pipe.

All standard adapter bodies are made from high tensile 316 stainless steel. Standard tubing glands and collars (sleeves) are provided with adapters unless otherwise specified.



Female Taper Seal to Male Taper Seal

| Catalog No. | Pressure Rating psi | Connections | A | B | Length | Hex Size |
|-------------|---------------------|------------------------------------|-----|-----|--------|----------|
| 15-21AF1AM2 | 15,000 | 1/16" O.D. TUBE TO 1/8" TAPER SEAL | AF1 | AM2 | 15/16" | 5/8" |
| 10-21AF1AM4 | 10,000 | 1/16" O.D. TUBE TO 1/4" TAPER SEAL | AF1 | AM4 | 1 1/4" | 3/4" |
| 10-21AF1AM6 | 10,000 | 1/16" O.D. TUBE TO 3/8" TAPER SEAL | AF1 | AM6 | 1 1/4" | 3/4" |
| 10-21AF2AM4 | 10,000 | 1/8" O.D. TUBE TO 1/4" TAPER SEAL | AF2 | AM4 | 1 1/4" | 3/4" |
| 10-21AF2AM6 | 10,000 | 1/8" O.D. TUBE TO 3/8" TAPER SEAL | AF2 | AM6 | 1 1/4" | 3/4" |



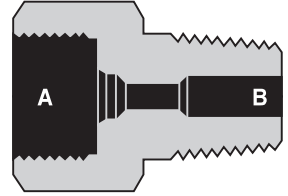
Female Taper Seal to Male High Pressure

| Catalog No. | Pressure Rating psi | Connections | A | B | Length | Hex Size |
|-------------|---------------------|-------------------------------|-----|-----|---------|----------|
| 15-21AF1HM2 | 15,000 | 1/16" T.S. TO 1/8" H.P. MALE | AF1 | HM2 | 7/8" | 1 1/2" |
| 15-21AF1HM4 | 15,000 | 1/16" T.S. TO 1/4" H.P. MALE | AF1 | HM4 | 1 1/4" | 5/8" |
| 15-21AF1HM6 | 15,000 | 1/16" T.S. TO 3/8" H.P. MALE | AF1 | HM6 | 1 3/4" | 3/4" |
| 15-21AF1HM9 | 15,000 | 1/16" T.S. TO 9/16" H.P. MALE | AF1 | HM9 | 2 1/8" | 1 1/8" |
| 15-21AF2HM2 | 15,000 | 1/8" T.S. TO 1/8" H.P. MALE | AF2 | HM2 | 1 1/8" | 5/8" |
| 15-21AF2HM4 | 15,000 | 1/8" T.S. TO 1/4" H.P. MALE | AF2 | HM4 | 1 1/4" | 5/8" |
| 15-21AF2HM6 | 15,000 | 1/8" T.S. TO 3/8" H.P. MALE | AF2 | HM6 | 1 3/4" | 3/4" |
| 15-21AF2HM9 | 15,000 | 1/8" T.S. TO 9/16" H.P. MALE | AF2 | HM9 | 2 1/8" | 1 1/8" |
| 10-21AF4HM2 | 10,000 | 1/4" T.S. TO 1/8" H.P. MALE | AF4 | HM2 | 1 7/16" | 1" |
| 10-21AF4HM4 | 10,000 | 1/4" T.S. TO 1/4" H.P. MALE | AF4 | HM4 | 1 1/2" | 1" |
| 10-21AF4HM6 | 10,000 | 1/4" T.S. TO 3/8" H.P. MALE | AF4 | HM6 | 1 5/8" | 1" |
| 10-21AF4HM9 | 10,000 | 1/4" T.S. TO 9/16" H.P. MALE | AF4 | HM9 | 2 1/8" | 1 1/8" |
| 10-21AF6HM2 | 10,000 | 3/8" T.S. TO 1/8" H.P. MALE | AF6 | HM2 | 1 1/2" | 1" |
| 10-21AF6HM4 | 10,000 | 3/8" T.S. TO 1/4" H.P. MALE | AF6 | HM4 | 1 1/2" | 1" |
| 10-21AF6HM6 | 10,000 | 3/8" T.S. TO 3/8" H.P. MALE | AF6 | HM6 | 1 3/4" | 1" |
| 10-21AF6HM9 | 10,000 | 3/8" T.S. TO 9/16" H.P. MALE | AF6 | HM9 | 2 1/8" | 1 1/8" |

Female to Male Adapters

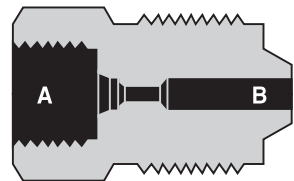
Female Taper Seal to Male Pipe

| Catalog No. | Pressure Rating psi | Connections | A | B | Length | Hex Size |
|-------------|---------------------|-----------------------------|-----|-----|--------|----------|
| 15-21AF1NMA | 15,000 | 1/16" T.S. TO 1/8" NPT MALE | AF1 | NMA | 1" | 1/2" |
| 15-21AF1NMB | 15,000 | 1/16" T.S. TO 1/4" NPT MALE | AF1 | NMB | 1 1/4" | 5/8" |
| 15-21AF1NMC | 15,000 | 1/16" T.S. TO 3/8" NPT MALE | AF1 | NMC | 1 3/8" | 3/4" |
| 15-21AF1NMD | 15,000 | 1/16" T.S. TO 1/2" NPT MALE | AF1 | NMD | 1 3/4" | 1" |
| 10-21AF1NMF | 10,000 | 1/16" T.S. TO 3/4" NPT MALE | AF1 | NMF | 1 5/8" | 1 3/8" |
| 10-21AF1NMH | 10,000 | 1/16" T.S. TO 1" NPT MALE | AF1 | NMH | 1 5/8" | 1 3/8" |
| 15-21AF2NMA | 15,000 | 1/8" T.S. TO 1/8" NPT MALE | AF2 | NMA | 1 1/4" | 3/4" |
| 15-21AF2NMB | 15,000 | 1/8" T.S. TO 1/4" NPT MALE | AF2 | NMB | 1 1/4" | 5/8" |
| 15-21AF2NMC | 15,000 | 1/8" T.S. TO 3/8" NPT MALE | AF2 | NMC | 1 3/8" | 3/4" |
| 15-21AF2NMD | 15,000 | 1/8" T.S. TO 1/2" NPT MALE | AF2 | NMD | 1 3/4" | 1" |
| 10-21AF2NMF | 10,000 | 1/8" T.S. TO 3/4" NPT MALE | AF2 | NMF | 1 5/8" | 1 3/8" |
| 10-21AF2NMH | 10,000 | 1/8" T.S. TO 1" NPT MALE | AF2 | NMH | 1 5/8" | 1 3/8" |
| 10-21AF4NMA | 10,000 | 1/4" T.S. TO 1/8" NPT MALE | AF4 | NMA | 1 1/2" | 1" |
| 10-21AF4NMB | 10,000 | 1/4" T.S. TO 1/4" NPT MALE | AF4 | NMB | 1 5/8" | 1" |
| 10-21AF4NMC | 10,000 | 1/4" T.S. TO 3/8" NPT MALE | AF4 | NMC | 1 5/8" | 1" |
| 10-21AF4NMD | 10,000 | 1/4" T.S. TO 1/2" NPT MALE | AF4 | NMD | 1 3/4" | 1" |
| 10-21AF4NMF | 10,000 | 1/4" T.S. TO 3/4" NPT MALE | AF4 | NMF | 1 1/2" | 1 3/8" |
| 10-21AF4NMH | 10,000 | 1/4" T.S. TO 1" NPT MALE | AF4 | NMH | 1 7/8" | 1 3/8" |
| 10-21AF6NMA | 10,000 | 3/8" T.S. TO 1/8" NPT MALE | AF6 | NMA | 1 1/2" | 1" |
| 10-21AF6NMB | 10,000 | 3/8" T.S. TO 1/4" NPT MALE | AF6 | NMB | 1 5/8" | 1" |
| 10-21AF6NMC | 10,000 | 3/8" T.S. TO 3/8" NPT MALE | AF6 | NMC | 1 5/8" | 1" |
| 10-21AF6NMD | 10,000 | 3/8" T.S. TO 1/2" NPT MALE | AF6 | NMD | 1 3/4" | 1" |
| 10-21AF6NMF | 10,000 | 3/8" T.S. TO 3/4" NPT MALE | AF6 | NMF | 1 7/8" | 1 3/8" |
| 10-21AF6NMH | 10,000 | 3/8" T.S. TO 1" NPT MALE | AF6 | NMH | 1 7/8" | 1 3/8" |



Female High Pressure to Male High Pressure

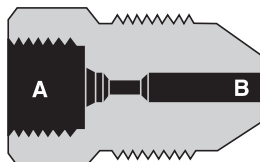
| Catalog No. | Pressure Rating psi | Connections | A | B | Length | Hex Size |
|--------------|---------------------|-----------------------------------|-----|---------|--------|----------|
| 60-21HF2HM4 | 60,000 | 1/8" O.D. TUBE TO 1/4" H.P. | HF2 | HM4 | 1 1/4" | 5/8" |
| 60-21HF2HM6 | 60,000 | 1/8" O.D. TUBE TO 3/8" H.P. | HF2 | HM6 | 1 3/4" | 3/4" |
| 60-21HF2HM9 | 60,000 | 1/8" O.D. TUBE TO 9/16" H.P. | HF2 | HM9 | 2 1/8" | 1 1/8" |
| 60-21HF4HM2 | 60,000 | 1/4" O.D. TUBE TO 1/8" H.P. | HF4 | HM2 | 1 3/8" | 3/4" |
| 60-21HF4HM6 | 60,000 | 1/4" O.D. TUBE TO 3/8" H.P. | HF4 | HM6 | 1 3/4" | 3/4" |
| 60-21HF4HM9 | 60,000 | 1/4" O.D. TUBE TO 9/16" H.P. | HF4 | HM9 | 2 1/8" | 1 1/8" |
| 60-21HF6HM2 | 60,000 | 1/4" O.D. TUBE TO 1/8" H.P. | HF6 | HM2 | 1 1/2" | 1" |
| 60-21HF6HM4 | 60,000 | 3/8" O.D. TUBE TO 1/4" H.P. | HF6 | HM4 | 1 1/2" | 1" |
| 60-21HF6HM9 | 60,000 | 3/8" O.D. TUBE TO 9/16" H.P. | HF6 | HM9 | 2 1/8" | 1 1/8" |
| 60-21HF9HM4 | 60,000 | 9/16" O.D. TUBE TO 1/4" H.P. | HF9 | HM4 | 1 3/4" | 1 3/8" |
| 60-21HF9HM6 | 60,000 | 9/16" O.D. TUBE TO 3/8" H.P. | HF9 | HM6 | 1 7/8" | 1 3/8" |
| 60-21HF9HM9 | 60,000 | 9/16" O.D. TUBE TO 9/16" H.P. | HF9 | HM9 | 2 1/4" | 1 3/8" |
| 30-21HF4HM16 | 30,000 | 1/4" H.P. FEMALE TO 1" H.P. MALE | HF4 | HM16 | 3" | 1" |
| 30-21HF6HM16 | 30,000 | 3/8" H.P. FEMALE TO 1" H.P. MALE | HF6 | HM16 | 3 1/4" | 1" |
| 30-21HF9HM16 | 30,000 | 9/16" H.P. FEMALE TO 1" H.P. MALE | HF9 | HM16 | 3 3/8" | 1 3/8" |
| 20-21HF4LM16 | 20,000 | 1/4" H.P. FEMALE TO 1" M.P. MALE | HF4 | LM16-30 | 3" | 1" |
| 20-21HF6LM16 | 20,000 | 3/8" H.P. FEMALE TO 1" M.P. MALE | HF6 | LM16-30 | 3 1/4" | 1" |
| 20-21HF9LM16 | 20,000 | 9/16" H.P. FEMALE TO 1" M.P. MALE | HF9 | LM16-30 | 3 3/8" | 1 3/8" |



12

Accessories

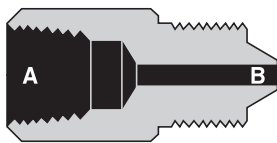
Female to Male Adapters



Female Medium Pressure to Male Medium Pressure

| Catalog No. | Pressure Rating psi | Connections | A | B | Length | Hex Size |
|---------------|---------------------|-------------------------------------|---------|------|--------|----------|
| 20-21LF4LM6 | 20,000 | 1/4" M.P. FEMALE to 3/8" M.P. MALE | LF4 | LM6 | 1 3/8" | 3/4" |
| 20-21LF4LM9 | 20,000 | 1/4" M.P. FEMALE to 9/16" M.P. MALE | LF4 | LM9 | 1 7/8" | 7/8" |
| 20-21LF6LM4 | 20,000 | 3/8" M.P. FEMALE to 1/4" M.P. MALE | LF6 | LM4 | 1 3/8" | 3/4" |
| 20-21LF6LM9 | 20,000 | 3/8" M.P. FEMALE to 9/16" M.P. MALE | LF6 | LM9 | 1 7/8" | 7/8" |
| 20-21LF9LM4 | 20,000 | 9/16" M.P. FEMALE to 1/4" M.P. MALE | LF9 | LM4 | 2 1/8" | 1" |
| 20-21LF9LM6 | 20,000 | 9/16" M.P. FEMALE to 3/8" M.P. MALE | LF9 | LM6 | 2 1/8" | 1" |
| 20-21LF12LM4 | 20,000 | 3/4" M.P. FEMALE to 1/4" M.P. MALE | LF12 | LM4 | 2 1/4" | 1 3/8" |
| 20-21LF12LM6 | 20,000 | 3/4" M.P. FEMALE to 3/8" M.P. MALE | LF12 | LM6 | 2 3/8" | 1 3/8" |
| 20-21LF12LM9 | 20,000 | 3/4" M.P. FEMALE to 9/16" M.P. MALE | LF12 | LM9 | 2 7/8" | 1 3/8" |
| 20-21LF12LM16 | 20,000 | 3/4" M.P. FEMALE to 1" M.P. MALE | LF12 | LM16 | 3 3/4" | 1 3/8" |
| 20-21LF4LM12 | 20,000 | 1/4" M.P. FEMALE to 3/4" M.P. MALE | LF4 | LM12 | 2" | 1 1/8" |
| 20-21LF6LM12 | 20,000 | 3/8" M.P. FEMALE to 3/4" M.P. MALE | LF6 | LM12 | 2" | 1 1/8" |
| 20-21LF9LM12 | 20,000 | 9/16" M.P. FEMALE to 3/4" M.P. MALE | LF9 | LM12 | 2 1/2" | 1 1/8" |
| 20-21LF16LM4 | 20,000 | 1" M.P. FEMALE to 1/4" M.P. MALE | LF16-30 | LM4 | 2 3/4" | 1 3/4" |
| 20-21LF16LM6 | 20,000 | 1" M.P. FEMALE to 3/8" M.P. MALE | LF16-30 | LM6 | 2 7/8" | 1 3/4" |
| 20-21LF16LM9 | 20,000 | 1" M.P. FEMALE to 9/16" M.P. MALE | LF16-30 | LM9 | 3" | 1 3/4" |
| 20-21LF16LM12 | 20,000 | 1" M.P. FEMALE to 3/4" M.P. MALE | LF16-30 | LM12 | 3 1/4" | 1 3/4" |
| 20-21LF4LM16 | 20,000 | 1/4" M.P. FEMALE to 1" M.P. MALE | LF4 | LM16 | 3" | 1" |
| 20-21LF6LM16 | 20,000 | 3/8" M.P. FEMALE to 1" M.P. MALE | LF6 | LM16 | 3 1/8" | 1" |
| 20-21LF9LM16 | 20,000 | 9/16" M.P. FEMALE to 1" M.P. MALE | LF9 | LM16 | 3 3/8" | 1" |

Female Medium Pressure to Male High Pressure



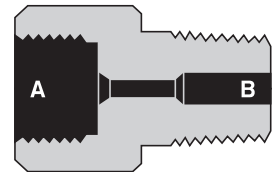
| Catalog No. | Pressure Rating psi | Connections | A | B | Length | Hex Size |
|----------------|---------------------|--------------------------------------|------|-----|--------|----------|
| 20-21LF4HM4 | 20,000 | 1/4" M.P. FEMALE to 1/4" H.P. MALE | LF4 | HM4 | 1 3/8" | 3/4" |
| 20-21LF4HM6 | 20,000 | 1/4" M.P. FEMALE to 3/8" H.P. MALE | LF4 | HM6 | 1 3/4" | 3/4" |
| 20-21LF4HM9 | 20,000 | 1/4" M.P. FEMALE to 9/16" H.P. MALE | LF4 | HM9 | 2 1/8" | 1 1/8" |
| 20-21LF6HM4 | 20,000 | 3/8" M.P. FEMALE to 1/4" H.P. MALE | LF6 | HM4 | 1 3/4" | 3/4" |
| 20-21LF6HM6 | 20,000 | 3/8" M.P. FEMALE to 3/8" H.P. MALE | LF6 | HM6 | 1 3/4" | 3/4" |
| 20-21LF6HM9 | 20,000 | 3/8" M.P. FEMALE to 9/16" H.P. MALE | LF6 | HM9 | 2 1/8" | 1 1/8" |
| 20-21LF9HM4 | 20,000 | 9/16" M.P. FEMALE to 1/4" H.P. MALE | LF9 | HM4 | 1 7/8" | 1" |
| 20-21LF9HM6 | 20,000 | 9/16" M.P. FEMALE to 3/8" H.P. MALE | LF9 | HM6 | 2 1/8" | 1" |
| 20-21LF9HM9 | 20,000 | 9/16" M.P. FEMALE to 9/16" H.P. MALE | LF9 | HM9 | 2 1/8" | 1 1/8" |
| 20-21LF12HM4 | 20,000 | 3/4" M.P. FEMALE to 1/4" H.P. MALE | LF12 | HM4 | 2 1/2" | 1 3/8" |
| 20-21LF12HM6 | 20,000 | 3/4" M.P. FEMALE to 3/8" H.P. MALE | LF12 | HM6 | 2 3/8" | 1 3/8" |
| 20-21LF12HM9 | 20,000 | 3/4" M.P. FEMALE to 9/16" H.P. MALE | LF12 | HM9 | 2 5/8" | 1 3/8" |
| * 20-21LF16HM4 | 20,000 | 1" M.P. FEMALE to 1/4" H.P. MALE | LF16 | HM4 | 2 5/8" | 1 3/4" |
| * 20-21LF16HM6 | 20,000 | 1" M.P. FEMALE to 3/8" H.P. MALE | LF16 | HM6 | 2 7/8" | 1 3/4" |
| * 20-21LF16HM9 | 20,000 | 1" M.P. FEMALE to 9/16" H.P. MALE | LF16 | HM9 | 3 1/8" | 1 3/4" |

* Can be rated to 30,000 psi if used with 1" O.D. x 7/16" I.D. tubing.

Female to Male Adapters

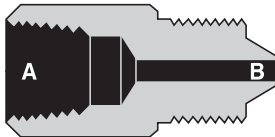
Female Medium Pressure to Male Pipe

| Catalog No. | Pressure Rating psi | Connections | A | B | Length | Hex Size |
|--------------|---------------------|------------------------------------|---------|-----|---------|----------|
| 20-21LF4NMA | 15,000 | 1/4" M.P. FEMALE to 1/8" NPT MALE | LF4 | NMA | 1 7/16" | 3/4" |
| 20-21LF4NMB | 15,000 | 1/4" M.P. FEMALE to 1/4" NPT MALE | LF4 | NMB | 1 5/8" | 3/4" |
| 20-21LF4NMC | 15,000 | 1/4" M.P. FEMALE to 3/8" NPT MALE | LF4 | NMC | 1 5/8" | 3/4" |
| 20-21LF4NMD | 15,000 | 1/4" M.P. FEMALE to 1/2" NPT MALE | LF4 | NMD | 1 3/4" | 1" |
| 10-21LF4NMF | 10,000 | 1/4" M.P. FEMALE to 3/4" NPT MALE | LF4 | NMF | 1 7/8" | 1 3/8" |
| 10-21LF4NMH | 10,000 | 1/4" M.P. FEMALE to 1" NPT MALE | LF4 | NMH | 1 7/8" | 1 3/8" |
| 20-21LF6NMA | 15,000 | 3/8" M.P. FEMALE to 1/8" NPT MALE | LF6 | NMA | 1 7/16" | 3/4" |
| 20-21LF6NMB | 15,000 | 3/8" M.P. FEMALE to 1/4" NPT MALE | LF6 | NMB | 1 5/8" | 3/4" |
| 20-21LF6NMC | 15,000 | 3/8" M.P. FEMALE to 3/8" NPT MALE | LF6 | NMC | 1 5/8" | 3/4" |
| 20-21LF6NMD | 15,000 | 3/8" M.P. FEMALE to 1/2" NPT MALE | LF6 | NMD | 1 3/4" | 1" |
| 10-21LF6NMF | 10,000 | 3/8" M.P. FEMALE to 3/4" NPT MALE | LF6 | NMF | 1 7/8" | 1 3/8" |
| 10-21LF6NMH | 10,000 | 3/8" M.P. FEMALE to 1" NPT MALE | LF6 | NMH | 1 7/8" | 1 3/8" |
| 20-21LF9NMA | 15,000 | 9/16" M.P. FEMALE to 1/8" NPT MALE | LF9 | NMA | 1 7/8" | 1" |
| 20-21LF9NMB | 15,000 | 9/16" M.P. FEMALE to 1/4" NPT MALE | LF9 | NMB | 1 7/8" | 1" |
| 20-21LF9NMC | 15,000 | 9/16" M.P. FEMALE to 3/8" NPT MALE | LF9 | NMC | 1 7/8" | 1" |
| 20-21LF9NMD | 15,000 | 9/16" M.P. FEMALE to 1/2" NPT MALE | LF9 | NMD | 1 7/8" | 1" |
| 10-21LF9NMF | 10,000 | 9/16" M.P. FEMALE to 3/4" NPT MALE | LF9 | NMF | 1 7/8" | 1 3/8" |
| 10-21LF9NMH | 10,000 | 9/16" M.P. FEMALE to 1" NPT MALE | LF9 | NMH | 1 7/8" | 1 3/8" |
| 20-21LF12NMA | 15,000 | 3/4" M.P. FEMALE to 1/8" NPT MALE | LF12 | NMA | 2 1/2" | 1 3/8" |
| 20-21LF12NMB | 15,000 | 3/4" M.P. FEMALE to 1/4" NPT MALE | LF12 | NMB | 2 1/2" | 1 3/8" |
| 20-21LF12NMC | 15,000 | 3/4" M.P. FEMALE to 3/8" NPT MALE | LF12 | NMC | 2 1/2" | 1 3/8" |
| 20-21LF12NMD | 15,000 | 3/4" M.P. FEMALE to 1/2" NPT MALE | LF12 | NMD | 2 1/2" | 1 3/8" |
| 10-21LF12NMF | 10,000 | 3/4" M.P. FEMALE to 3/4" NPT MALE | LF12 | NMF | 2 1/2" | 1 3/8" |
| 10-21LF12NMH | 10,000 | 3/4" M.P. FEMALE to 1" NPT MALE | LF12 | NMH | 2 1/2" | 1 3/8" |
| 20-21LF16NMA | 15,000 | 1" M.P. FEMALE to 1/8" NPT MALE | LF16-30 | NMA | 2 1/2" | 1 3/4" |
| 20-21LF16NMB | 15,000 | 1" M.P. FEMALE to 1/4" NPT MALE | LF16-30 | NMB | 2 1/2" | 1 3/4" |
| 20-21LF16NMC | 15,000 | 1" M.P. FEMALE to 3/8" NPT MALE | LF16-30 | NMC | 2 1/2" | 1 3/4" |
| 20-21LF16NMD | 15,000 | 1" M.P. FEMALE to 1/2" NPT MALE | LF16-30 | NMD | 2 1/2" | 1 3/4" |
| 10-21LF16NMF | 10,000 | 1" M.P. FEMALE to 3/4" NPT MALE | LF16-30 | NMF | 2 1/2" | 1 3/4" |
| 10-21LF16NMH | 10,000 | 1" M.P. FEMALE to 1" NPT MALE | LF16-30 | NMH | 2 1/2" | 1 3/4" |



Accessories

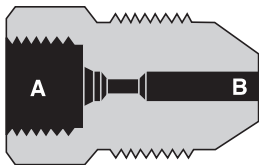
Female to Male Adapters



Female Pipe to Male High Pressure

| Catalog No. | Pressure Rating psi | Connections | A | B | Length | Hex Size |
|-------------|---------------------|-----------------------------|-----|-----|--------|----------|
| 30-21NFAHM2 | 15,000 | 1/8" NPT TO 1/8" H.P. MALE | NFA | HM2 | 1 5/8" | 3/4" |
| 30-21NFBHM2 | 15,000 | 1/4" NPT TO 1/8" H.P. MALE | NFB | HM2 | 1 5/8" | 3/4" |
| 30-21NFCHM2 | 15,000 | 3/8" NPT TO 1/8" H.P. MALE | NFC | HM2 | 1 3/4" | 1" |
| 30-21NFAHM4 | 15,000 | 1/8" NPT TO 1/4" H.P. MALE | NFA | HM4 | 1 5/8" | 3/4" |
| 30-21NFBHM4 | 15,000 | 1/4" NPT TO 1/4" H.P. MALE | NFB | HM4 | 1 3/4" | 3/4" |
| 30-21NFCHM4 | 15,000 | 3/8" NPT TO 1/4" H.P. MALE | NFC | HM4 | 1 3/4" | 1" |
| 30-21NFDHM4 | 15,000 | 1/2" NPT TO 1/4" H.P. MALE | NFD | HM4 | 2 1/8" | 1 1/8" |
| 30-21NFAHM6 | 15,000 | 1/8" NPT TO 3/8" H.P. MALE | NFA | HM6 | 1 5/8" | 3/4" |
| 30-21NFBHM6 | 15,000 | 1/4" NPT TO 3/8" H.P. MALE | NFB | HM6 | 1 3/4" | 3/4" |
| 30-21NFCHM6 | 15,000 | 3/8" NPT TO 3/8" H.P. MALE | NFC | HM6 | 1 3/4" | 1" |
| 30-21NFDHM6 | 15,000 | 1/2" NPT TO 3/8" H.P. MALE | NFD | HM6 | 2 1/8" | 1 1/8" |
| 10-21NFFHM6 | 10,000 | 3/4" NPT TO 3/8" H.P. MALE | NFF | HM6 | 2 1/2" | 1 5/8" |
| 30-21NFAHM9 | 15,000 | 1/8" NPT TO 9/16" H.P. MALE | NFA | HM9 | 2 1/8" | 1 1/8" |
| 30-21NFBHM9 | 15,000 | 1/4" NPT TO 9/16" H.P. MALE | NFB | HM9 | 2 1/8" | 1 1/8" |
| 30-21NFCHM9 | 15,000 | 3/8" NPT TO 9/16" H.P. MALE | NFC | HM9 | 2 1/8" | 1 1/8" |
| 30-21NFDHM9 | 15,000 | 1/2" NPT TO 9/16" H.P. MALE | NFD | HM9 | 2 1/8" | 1 1/8" |
| 10-21NFFHM9 | 10,000 | 3/4" NPT TO 9/16" H.P. MALE | NFF | HM9 | 2 1/4" | 1 3/8" |
| 10-21NFFHM9 | 10,000 | 1" NPT TO 9/16" H.P. MALE | NFH | HM9 | 2" | 1 7/8" |

Female High Pressure to Male Medium Pressure



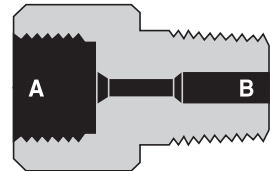
| Catalog No. | Pressure Rating psi | Connections | A | B | Length | Hex Size |
|--------------|---------------------|--------------------------------------|-----|------|--------|----------|
| 20-21HF4LM4 | 20,000 | 1/4" H.P. FEMALE TO 1/4" M.P. MALE | HF4 | LM4 | 1 3/4" | 3/4" |
| 20-21HF4LM6 | 20,000 | 1/4" H.P. FEMALE TO 3/8" M.P. MALE | HF4 | LM6 | 1 3/4" | 3/4" |
| 20-21HF4LM9 | 20,000 | 1/4" H.P. FEMALE TO 9/16" M.P. MALE | HF4 | LM9 | 1 7/8" | 7/8" |
| 20-21HF6LM4 | 20,000 | 3/8" H.P. FEMALE TO 1/4" M.P. MALE | HF6 | LM4 | 1 7/8" | 1" |
| 20-21HF6LM6 | 20,000 | 3/8" H.P. FEMALE TO 3/8" M.P. MALE | HF6 | LM6 | 1 7/8" | 1" |
| 20-21HF6LM9 | 20,000 | 3/8" H.P. FEMALE TO 9/16" M.P. MALE | HF6 | LM9 | 2" | 1" |
| 20-21HF9LM4 | 20,000 | 9/16" H.P. FEMALE TO 1/4" M.P. MALE | HF9 | LM4 | 2 1/8" | 1 3/8" |
| 20-21HF9LM6 | 20,000 | 9/16" H.P. FEMALE TO 3/8" M.P. MALE | HF9 | LM6 | 2 1/8" | 1 3/8" |
| 20-21HF9LM9 | 20,000 | 9/16" H.P. FEMALE TO 9/16" M.P. MALE | HF9 | LM9 | 2 3/8" | 1 3/8" |
| 20-21HF4LM12 | 20,000 | 1/4" H.P. FEMALE TO 3/4" M.P. MALE | HF4 | LM12 | 2 1/4" | 1 1/8" |
| 20-21HF6LM12 | 20,000 | 3/8" H.P. FEMALE TO 3/4" M.P. MALE | HF6 | LM12 | 2 1/4" | 1 1/8" |
| 20-21HF9LM12 | 20,000 | 9/16" H.P. FEMALE TO 3/4" M.P. MALE | HF9 | LM12 | 2 1/2" | 1 3/8" |
| 20-21HF4LM16 | 20,000 | 1/4" H.P. FEMALE TO 1" M.P. MALE | HF4 | LM16 | 3" | 1" |
| 20-21HF6LM16 | 20,000 | 3/8" H.P. FEMALE TO 1" M.P. MALE | HF6 | LM16 | 3 1/4" | 1" |
| 20-21HF9LM16 | 20,000 | 9/16" H.P. FEMALE TO 1" M.P. MALE | HF9 | LM16 | 3 5/8" | 1 3/8" |

12

Female to Male Adapters

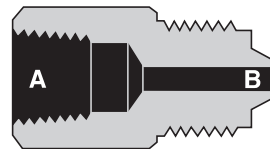
Female High Pressure to Male Pipe

| Catalog No. | Pressure Rating psi | Connections | A | B | Length | Hex Size |
|-------------|---------------------|-----------------------------|-----|-----|--------|----------|
| 30-21HF2NMA | 15,000 | 1/8" H.P. TO 1/8" NPT MALE | HF2 | NMA | 1 1/4" | 5/8" |
| 30-21HF2NMB | 15,000 | 1/8" H.P. TO 1/4" NPT MALE | HF2 | NMB | 1 1/4" | 5/8" |
| 30-21HF2NMC | 15,000 | 1/8" H.P. TO 3/8" NPT MALE | HF2 | NMC | 1 3/8" | 3/4" |
| 30-21HF2NMD | 15,000 | 1/8" H.P. TO 1/2" NPT MALE | HF2 | NMD | 1 1/2" | 1" |
| 10-21HF2NMF | 10,000 | 1/8" H.P. TO 3/4" NPT MALE | HF2 | NMF | 1 3/4" | 1 3/8" |
| 10-21HF2NMH | 10,000 | 1/8" H.P. TO 1" NPT MALE | HF2 | NMH | 1 3/4" | 1 3/8" |
| 30-21HF4NMA | 15,000 | 1/4" H.P. TO 1/8" NPT MALE | HF4 | NMA | 1 1/4" | 3/4" |
| 30-21HF4NMB | 15,000 | 1/4" H.P. TO 1/4" NPT MALE | HF4 | NMB | 1 3/8" | 3/4" |
| 30-21HF4NMC | 15,000 | 1/4" H.P. TO 3/8" NPT MALE | HF4 | NMC | 1 3/8" | 3/4" |
| 30-21HF4NMD | 15,000 | 1/4" H.P. TO 1/2" NPT MALE | HF4 | NMD | 1 3/4" | 1" |
| 10-21HF4NMF | 10,000 | 1/4" H.P. TO 3/4" NPT MALE | HF4 | NMF | 1 3/4" | 1 3/8" |
| 10-21HF4NMH | 10,000 | 1/4" H.P. TO 1" NPT MALE | HF4 | NMH | 1 5/8" | 1 3/8" |
| 30-21HF6NMA | 15,000 | 3/8" H.P. TO 1/8" NPT MALE | HF6 | NMA | 1 1/2" | 1" |
| 30-21HF6NMB | 15,000 | 3/8" H.P. TO 1/4" NPT MALE | HF6 | NMB | 1 5/8" | 1" |
| 30-21HF6NMC | 15,000 | 3/8" H.P. TO 3/8" NPT MALE | HF6 | NMC | 1 5/8" | 1" |
| 30-21HF6NMD | 15,000 | 3/8" H.P. TO 1/2" NPT MALE | HF6 | NMD | 1 3/4" | 1" |
| 10-21HF6NMF | 10,000 | 3/8" H.P. TO 3/4" NPT MALE | HF6 | NMF | 1 7/8" | 1 3/8" |
| 10-21HF6NMH | 10,000 | 3/8" H.P. TO 1" NPT MALE | HF6 | NMH | 1 7/8" | 1 3/8" |
| 30-21HF9NMA | 15,000 | 9/16" H.P. TO 1/8" NPT MALE | HF9 | NMA | 1 1/2" | 1 3/8" |
| 30-21HF9NMB | 15,000 | 9/16" H.P. TO 1/4" NPT MALE | HF9 | NMB | 1 5/8" | 1 3/8" |
| 30-21HF9NMC | 15,000 | 9/16" H.P. TO 3/8" NPT MALE | HF9 | NMC | 1 3/4" | 1 3/8" |
| 30-21HF9NMD | 15,000 | 9/16" H.P. TO 1/2" NPT MALE | HF9 | NMD | 1 7/8" | 1 3/8" |
| 10-21HF9NMF | 10,000 | 9/16" H.P. TO 3/4" NPT MALE | HF9 | NMF | 1 7/8" | 1 3/8" |
| 10-21HF9NMH | 10,000 | 9/16" H.P. TO 1" NPT MALE | HF9 | NMH | 2" | 1 3/8" |



Female Pipe to Male Taper Seal

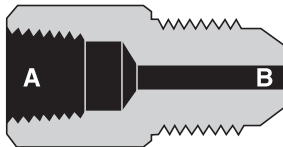
| Catalog No. | Pressure Rating psi | Connections | A | B | Hex Length | Size |
|-------------|---------------------|-----------------------------|-----|-----|------------|--------|
| 15-21NFAAM2 | 15,000 | 1/8" FNPT TO 1/8" MALE T.S. | NFA | AM2 | 1 1/2" | 5/8" |
| 15-21NFBAM2 | 15,000 | 1/4" FNPT TO 1/8" MALE T.S. | NFB | AM2 | 1 5/8" | 3/4" |
| 15-21NFCAM2 | 15,000 | 3/8" FNPT TO 1/8" MALE T.S. | NFC | AM2 | 1 3/4" | 1" |
| 10-21NFAAM4 | 10,000 | 1/8" FNPT TO 1/4" MALE T.S. | NFA | AM4 | 1 3/4" | 7/8" |
| 10-21NFBAM4 | 10,000 | 1/4" FNPT TO 1/4" MALE T.S. | NFB | AM4 | 1 3/4" | 1" |
| 10-21NFCAM4 | 10,000 | 3/8" FNPT TO 1/4" MALE T.S. | NFC | AM4 | 1 3/4" | 1" |
| 10-21NFDAM4 | 10,000 | 1/2" FNPT TO 1/4" MALE T.S. | NFD | AM4 | 2 1/8" | 1 1/8" |
| 10-21NFAAM6 | 10,000 | 1/8" FNPT TO 3/8" MALE T.S. | NFA | AM6 | 2" | 1" |
| 10-21NFBAM6 | 10,000 | 1/4" FNPT TO 3/8" MALE T.S. | NFB | AM6 | 2" | 1" |
| 10-21NFCAM6 | 10,000 | 3/8" FNPT TO 3/8" MALE T.S. | NFC | AM6 | 2" | 1" |
| 10-21NFDAM6 | 10,000 | 1/2" FNPT TO 3/8" MALE T.S. | NFD | AM6 | 2 1/8" | 1 1/8" |



12


Accessories

Female to Male Adapters



Female Pipe to Male Medium Pressure

| Catalog No. | Pressure Rating psi | Connections | A | B | Length | Hex Size |
|--------------|---------------------|---------------------------------------|-----|------|--------|----------|
| 20-21NFALM4 | 15,000 | 1/8" N.P.T. FEMALE to 1/4" M.P. MALE | NFA | LM4 | 1 3/4" | 3/4" |
| 20-21NFBLM4 | 15,000 | 1/4" N.P.T. FEMALE to 1/4" M.P. MALE | NFB | LM4 | 1 3/4" | 3/4" |
| 20-21NFCLM4 | 15,000 | 3/8" N.P.T. FEMALE to 1/4" M.P. MALE | NFC | LM4 | 2" | 1" |
| 20-21NFDLM4 | 15,000 | 1/2" N.P.T. FEMALE to 1/4" M.P. MALE | NFD | LM4 | 2 1/8" | 1 1/8" |
| 10-21NFFLM4 | 10,000 | 3/4" N.P.T. FEMALE to 1/4" M.P. MALE | NFF | LM4 | 2 3/8" | 1 3/8" |
| 20-21NFALM6 | 15,000 | 1/8" N.P.T. FEMALE to 3/8" M.P. MALE | NFA | LM6 | 1 7/8" | 3/4" |
| 20-21NFBLM6 | 15,000 | 1/4" N.P.T. FEMALE to 3/8" M.P. MALE | NFB | LM6 | 1 7/8" | 3/4" |
| 20-21NFCLM6 | 15,000 | 3/8" N.P.T. FEMALE to 3/8" M.P. MALE | NFC | LM6 | 2 1/8" | 1" |
| 20-21NFDLM6 | 15,000 | 1/2" N.P.T. FEMALE to 3/8" M.P. MALE | NFD | LM6 | 2 1/4" | 1 1/8" |
| 10-21NFFLM6 | 10,000 | 3/4" N.P.T. FEMALE to 3/8" M.P. MALE | NFF | LM6 | 2 1/2" | 1 3/8" |
| 10-21NFHLM6 | 10,000 | 1" N.P.T. FEMALE to 3/8" M.P. MALE | NFH | LM6 | 2 7/8" | 1 7/8" |
| 20-21NFALM9 | 15,000 | 1/8" N.P.T. FEMALE to 9/16" M.P. MALE | NFA | LM9 | 1 7/8" | 7/8" |
| 20-21NFBLM9 | 15,000 | 1/4" N.P.T. FEMALE to 9/16" M.P. MALE | NFB | LM9 | 1 7/8" | 7/8" |
| 20-21NFCLM9 | 15,000 | 3/8" N.P.T. FEMALE to 9/16" M.P. MALE | NFC | LM9 | 2 1/4" | 1" |
| 20-21NFDLM9 | 15,000 | 1/2" N.P.T. FEMALE to 9/16" M.P. MALE | NFD | LM9 | 2 3/8" | 1 1/8" |
| 10-21NFFLM9 | 10,000 | 3/4" N.P.T. FEMALE to 9/16" M.P. MALE | NFF | LM9 | 2 5/8" | 1 3/8" |
| 10-21NFHLM9 | 10,000 | 1" N.P.T. FEMALE to 9/16" M.P. MALE | NFH | LM9 | 3" | 1 7/8" |
| 20-21NFALM12 | 15,000 | 1/8" N.P.T. FEMALE to 3/4" M.P. MALE | NFA | LM12 | 2" | 1 1/8" |
| 20-21NFBLM12 | 15,000 | 1/4" N.P.T. FEMALE to 3/4" M.P. MALE | NFB | LM12 | 2" | 1 1/8" |
| 20-21NFCLM12 | 15,000 | 3/8" N.P.T. FEMALE to 3/4" M.P. MALE | NFC | LM12 | 2" | 1 1/8" |
| 20-21NFDLM12 | 15,000 | 1/2" N.P.T. FEMALE to 3/4" M.P. MALE | NFD | LM12 | 2 1/2" | 1 1/8" |
| 10-21NFFLM12 | 10,000 | 3/4" N.P.T. FEMALE to 3/4" M.P. MALE | NFF | LM12 | 2 3/4" | 1 1/2" |
| 10-21NFHLM12 | 10,000 | 1" N.P.T. FEMALE to 3/4" M.P. MALE | NFH | LM12 | 3" | 1 7/8" |
| 20-21NFALM16 | 15,000 | 1/8" N.P.T. FEMALE to 1" M.P. MALE | NFA | LM16 | 3" | 1" |
| 20-21NFBLM16 | 15,000 | 1/4" N.P.T. FEMALE to 1" M.P. MALE | NFB | LM16 | 3" | 1" |
| 20-21NFCLM16 | 15,000 | 3/8" N.P.T. FEMALE to 1" M.P. MALE | NFC | LM16 | 3" | 1" |
| 20-21NFDLM16 | 15,000 | 1/2" N.P.T. FEMALE to 1" M.P. MALE | NFD | LM16 | 3 3/4" | 1 1/8" |
| 10-21NFFLM16 | 10,000 | 3/4" N.P.T. FEMALE to 1" M.P. MALE | NFF | LM16 | 4 1/8" | 1 1/2" |
| 10-21NFHLM16 | 10,000 | 1" N.P.T. FEMALE to 1" M.P. MALE | NFH | LM16 | 4 3/8" | 1 7/8" |

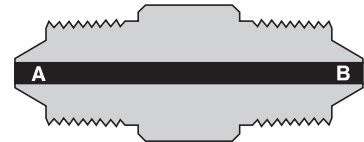


Adapters: Male to Male

Male to Male Adapters are available in the most commonly used sizes as listed below. These adapters permit the user to convert female connections to male connections, and are especially useful in confined installations or where rigidity is required. **Standard material** is high tensile Type 316 stainless steel.

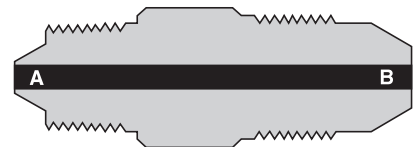
Male Taper Seal to Male Taper Seal

| Catalog No. | Pressure Rating psi | Connections | A | B | Length | Hex Size |
|-------------|---------------------|--------------------------|-----|-----|--------|----------|
| 15-21AM1AM1 | 15,000 | 1/16" T.S. to 1/16" T.S. | AM1 | AM1 | 1 3/8" | 1/2" |
| 15-21AM2AM2 | 15,000 | 1/8" T.S. to 1/8" T.S. | AM2 | AM2 | 1 5/8" | 5/8" |
| 10-21AM2AM4 | 10,000 | 1/8" T.S. to 1/4" T.S. | AM2 | AM4 | 1 7/8" | 7/8" |
| 10-21AM4AM4 | 10,000 | 1/4" T.S. to 1/4" T.S. | AM4 | AM4 | 2 1/8" | 7/8" |
| 10-21AM4AM6 | 10,000 | 1/4" T.S. to 3/8" T.S. | AM4 | AM6 | 2 1/8" | 3/4" |
| 10-21AM6AM6 | 10,000 | 3/8" T.S. to 3/8" T.S. | AM6 | AM6 | 2 1/8" | 3/4" |



Male Taper Seal to Male Medium Pressure

| Catalog No. | Pressure Rating psi | Connections | A | B | Length | Hex Size |
|-------------|---------------------|-------------------------|-----|-----|---------|----------|
| 10-21AM4LM4 | 10,000 | 1/4" T.S. to 1/4" M.P. | AM4 | LM4 | 2 1/8" | 7/8" |
| 10-21AM4LM6 | 10,000 | 1/4" T.S. to 3/8" M.P. | AM4 | LM6 | 2 3/16" | 7/8" |
| 10-21AM4LM9 | 10,000 | 1/4" T.S. to 9/16" M.P. | AM4 | LM9 | 2 3/8" | 7/8" |
| 10-21AM6LM4 | 10,000 | 3/8" T.S. to 1/4" M.P. | AM6 | LM4 | 2 1/8" | 7/8" |
| 10-21AM6LM6 | 10,000 | 3/8" T.S. to 3/8" M.P. | AM6 | LM6 | 2 3/16" | 7/8" |
| 10-21AM6LM9 | 10,000 | 3/8" T.S. to 9/16" M.P. | AM6 | LM9 | 2 3/8" | 7/8" |
| 15-21AM2LM4 | 15,000 | 1/8" T.S. to 1/4" M.P. | AM2 | LM4 | 1 7/8" | 1/2" |
| 15-21AM2LM6 | 15,000 | 1/8" T.S. to 3/8" M.P. | AM2 | LM6 | 2" | 5/8" |
| 15-21AM2LM9 | 15,000 | 1/8" T.S. to 9/16" M.P. | AM2 | LM9 | 2 1/8" | 7/8" |



Male Taper Seal to Male Pipe

| Catalog No. | Pressure Rating psi | Connections | A | B | Length | Hex Size |
|-------------|---------------------|-----------------------------|-----|-----|---------|----------|
| 15-21AM1NMA | 15,000 | 1/16" T.S. to 1/8" NPT MALE | AM1 | NMA | 1 7/16" | 1/2" |
| 15-21AM1NMB | 15,000 | 1/16" T.S. to 1/4" NPT MALE | AM1 | NMB | 1 9/16" | 5/8" |
| 15-21AM2NMA | 15,000 | 1/8" T.S. to 1/8" NPT MALE | AM2 | NMA | 1 5/8" | 1/2" |
| 15-21AM2NMB | 15,000 | 1/8" T.S. to 1/4" NPT MALE | AM2 | NMB | 1 3/4" | 5/8" |
| 10-21AM4NMB | 10,000 | 1/4" T.S. to 1/4" NPT MALE | AM4 | NMB | 2" | 3/4" |



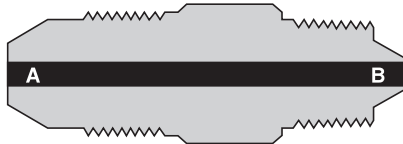
Accessories

Male to Male Adapters



Male Taper Seal to Male High Pressure

| Catalog No. | Pressure Rating psi | Connections | A | B | Length | Hex Size |
|-------------|---------------------|------------------------|-----|-----|---------|----------|
| 15-21AM2HM2 | 15,000 | 1/8" T.S. to 1/8" H.P. | AM2 | HM2 | 1 9/16" | 5/8" |
| 15-21AM2HM4 | 15,000 | 1/8" T.S. to 1/4" H.P. | AM2 | HM4 | 1 5/8" | 3/4" |
| 10-21AM4HM4 | 10,000 | 1/4" T.S. to 1/4" H.P. | AM4 | HM4 | 2" | 3/4" |



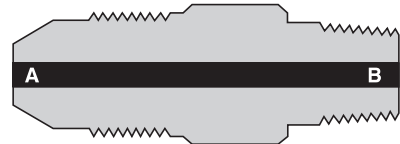
Male Medium Pressure to Male High Pressure

| Catalog No. | Pressure Rating psi | Connections | A | B | Length | Hex Size |
|---------------|---------------------|--------------------------|------|------|---------|----------|
| 20-21LM4HM2 | 20,000 | 1/4" M.P. to 1/8" H.P. | LM4 | HM2 | 1 7/8" | 5/8" |
| 20-21LM4HM4 | 20,000 | 1/4" M.P. to 1/4" H.P. | LM4 | HM4 | 2" | 5/8" |
| 20-21LM4HM6 | 20,000 | 1/4" M.P. to 3/8" H.P. | LM4 | HM6 | 2 1/8" | 1" |
| 20-21LM4HM9 | 20,000 | 1/4" M.P. to 9/16" H.P. | LM4 | HM9 | 2 3/8" | 1 1/8" |
| 20-21LM4HM16 | 20,000 | 1/4" M.P. to 1" H.P. | LM4 | HM16 | 3 5/8" | 1" |
| 20-21LM6HM2 | 20,000 | 3/8" M.P. to 1/8" H.P. | LM6 | HM2 | 1 7/8" | 5/8" |
| 20-21LM6HM4 | 20,000 | 3/8" M.P. to 1/4" H.P. | LM6 | HM4 | 2 1/8" | 5/8" |
| 20-21LM6HM6 | 20,000 | 3/8" M.P. to 3/8" H.P. | LM6 | HM6 | 2 1/4" | 7/8" |
| 20-21LM6HM9 | 20,000 | 3/8" M.P. to 9/16" H.P. | LM6 | HM9 | 2 1/2" | 2 1/2" |
| 20-21LM6HM16 | 20,000 | 3/8" M.P. to 1" H.P. | LM6 | HM16 | 3 3/4" | 1" |
| 20-21LM9HM2 | 20,000 | 9/16" M.P. to 1/8" H.P. | LM9 | HM2 | 2 1/4" | 7/8" |
| 20-21LM9HM4 | 20,000 | 9/16" M.P. to 1/4" H.P. | LM9 | HM4 | 2 1/4" | 2 1/4" |
| 20-21LM9HM6 | 20,000 | 9/16" M.P. to 3/8" H.P. | LM9 | HM6 | 2 1/2" | 7/8" |
| 20-21LM9HM9 | 20,000 | 9/16" M.P. to 9/16" H.P. | LM9 | HM9 | 2 5/8" | 2 5/8" |
| 20-21LM9HM16 | 20,000 | 9/16" M.P. to 1" H.P. | LM9 | HM16 | 4 1/16" | 1" |
| 20-21LM12HM4 | 20,000 | 3/4" M.P. to 1/4" H.P. | LM12 | HM4 | 2 1/2" | 1 1/8" |
| 20-21LM12HM6 | 20,000 | 3/4" M.P. to 3/8" H.P. | LM12 | HM6 | 2 7/8" | 1 1/8" |
| 20-21LM12HM9 | 20,000 | 3/4" M.P. to 9/16" H.P. | LM12 | HM9 | 3" | 1 1/8" |
| 20-21LM12HM16 | 20,000 | 3/4" M.P. to 1" H.P. | LM12 | HM16 | 4 3/8" | 1 1/8" |
| 20-21LM16HM4 | 20,000 | 1" M.P. to 1/4" H.P. | LM16 | HM4 | 3 5/8" | 1" |
| 20-21LM16HM6 | 20,000 | 1" M.P. to 3/8" H.P. | LM16 | HM6 | 4" | 1 1/8" |
| 20-21LM16HM9 | 20,000 | 1" M.P. to 9/16" H.P. | LM16 | HM96 | 4" | 1 1/8" |

Male to Male Adapters

Male Medium Pressure to Male Pipe (NPT)

| Catalog No. | Pressure Rating psi | Connections | A | B | Length | Hex Size |
|--------------|---------------------|-----------------------------|------|-----|---------|----------|
| 20-21LM4NMB | 15,000 | 1/4" M.P. to 1/4" NPT MALE | LM4 | NMB | 2" | 5/8" |
| 20-21LM4NMD | 15,000 | 1/4" M.P. to 1/2" NPT MALE | LM4 | NMD | 2 1/8" | 7/8" |
| 20-21LM6NMB | 15,000 | 3/8" M.P. to 1/4" NPT MALE | LM6 | NMB | 2 1/16" | 3/4" |
| 20-21LM6NMC | 15,000 | 3/8" M.P. to 3/8" NPT MALE | LM6 | NMC | 2 1/16" | 3/4" |
| 20-21LM6NMD | 15,000 | 3/8" M.P. to 1/2" NPT MALE | LM6 | NMD | 2 3/16" | 7/8" |
| 20-21LM9NMA | 15,000 | 9/16" M.P. to 1/8" NPT MALE | LM9 | NMA | 2 1/8" | 7/8" |
| 20-21LM9NMB | 15,000 | 9/16" M.P. to 1/4" NPT MALE | LM9 | NMB | 2 1/4" | 7/8" |
| 20-21LM9NMC | 15,000 | 9/16" M.P. to 3/8" NPT MALE | LM9 | NMC | 2 1/4" | 7/8" |
| 20-21LM9NMD | 15,000 | 9/16" M.P. to 1/2" NPT MALE | LM9 | NMD | 2 3/8" | 7/8" |
| 10-21LM9NMF | 10,000 | 9/16" M.P. to 3/4" NPT MALE | LM9 | NMF | 2 5/8" | 1 1/8" |
| 10-21LM9NMH | 10,000 | 9/16" M.P. to 1" NPT MALE | LM9 | NMH | 2 5/8" | 1 3/8" |
| 20-21LM12NMA | 15,000 | 3/4" M.P. to 1/8" NPT MALE | LM12 | NMA | 2 3/8" | 1 1/8" |
| 20-21LM12NMB | 15,000 | 3/4" M.P. to 1/4" NPT MALE | LM12 | NMB | 2 1/2" | 1 1/8" |
| 20-21LM12NMC | 15,000 | 3/4" M.P. to 3/8" NPT MALE | LM12 | NMC | 2 1/2" | 1 1/8" |
| 20-21LM12NMD | 15,000 | 3/4" M.P. to 1/2" NPT MALE | LM12 | NMD | 2 5/8" | 1 1/8" |
| 10-21LM12NMF | 10,000 | 3/4" M.P. to 3/4" NPT MALE | LM12 | NMF | 2 3/4" | 1 1/8" |
| 10-21LM12NMH | 10,000 | 3/4" M.P. to 1" NPT MALE | LM12 | NMH | 3" | 1 3/8" |
| 20-21LM16NMA | 15,000 | 1" M.P. to 1/8" NPT MALE | LM16 | NMA | 3 5/8" | 1" |
| 20-21LM16NMB | 15,000 | 1" M.P. to 1/4" NPT MALE | LM16 | NMB | 3 3/4" | 1" |
| 20-21LM16NMC | 15,000 | 1" M.P. to 3/8" NPT MALE | LM16 | NMC | 3 3/4" | 1" |
| 20-21LM16NMD | 15,000 | 1" M.P. to 1/2" NPT MALE | LM16 | NMD | 3 7/8" | 1" |
| 10-21LM16NMF | 10,000 | 1" M.P. to 3/4" NPT MALE | LM16 | NMF | 3 7/8" | 1 1/8" |
| 10-21LM16NMH | 10,000 | 1" M.P. to 1" NPT MALE | LM16 | NMH | 4" | 1 3/8" |



Male Medium Pressure to Male Medium Pressure

| Catalog No. | Pressure Rating psi | Connections | A | B | Length | Hex Size |
|---------------|---------------------|--------------------------|------|------|--------|----------|
| 20-21LM4LM4 | 20,000 | 1/4" M.P. to 1/4" M.P. | LM4 | LM4 | 2" | 5/8" |
| 20-21LM4LM6 | 20,000 | 1/4" M.P. to 3/8" M.P. | LM4 | LM6 | 2 1/8" | 3/4" |
| 20-21LM6LM6 | 20,000 | 3/8" M.P. to 3/8" M.P. | LM6 | LM6 | 2 1/4" | 3/4" |
| 20-21LM6LM9 | 20,000 | 3/8" M.P. to 9/16" M.P. | LM6 | LM9 | 2 1/2" | 7/8" |
| 20-21LM9LM9 | 20,000 | 9/16" M.P. to 9/16" M.P. | LM9 | LM9 | 2 5/8" | 7/8" |
| 20-21LM4LM12 | 20,000 | 1/4" M.P. to 3/4" M.P. | LM4 | LM12 | 2 1/2" | 1 1/8" |
| 20-21LM6LM12 | 20,000 | 3/8" M.P. to 3/4" M.P. | LM6 | LM12 | 2 5/8" | 1 1/8" |
| 20-21LM9LM12 | 20,000 | 9/16" M.P. to 3/4" M.P. | LM9 | LM12 | 2 7/8" | 1 1/8" |
| 20-21LM4LM16 | 20,000 | 1/4" M.P. to 1" M.P. | LM4 | LM16 | 3 5/8" | 1" |
| 20-21LM6LM16 | 20,000 | 3/8" M.P. to 1" M.P. | LM6 | LM16 | 3 3/4" | 1" |
| 20-21LM9LM16 | 20,000 | 9/16" M.P. to 1" M.P. | LM9 | LM16 | 4" | 1" |
| 20-21LM12LM12 | 20,000 | 3/4" M.P. to 3/4" M.P. | LM12 | LM12 | 3" | 1 1/8" |
| 20-21LM12LM16 | 20,000 | 3/4" M.P. to 1" M.P. | LM12 | LM16 | 3 1/8" | 1 1/8" |

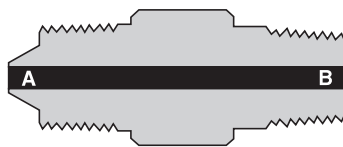


12

Accessories

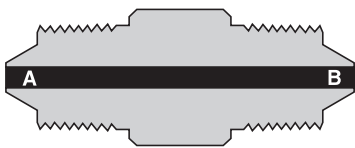
Male to Male Adapters

Male High Pressure to Male Pipe (NPT)



| Catalog No. | Pressure Rating psi | Connections | A | B | Length | Hex Size |
|-------------|---------------------|-----------------------------|-----|-----|--------|----------|
| 30-21HM2NMA | 15,000 | 1/8" H.P. to 1/8" NPT MALE | HM2 | NMA | 1 5/8" | 1/2" |
| 30-21HM2NMB | 15,000 | 1/8" H.P. to 1/4" NPT MALE | HM2 | NMB | 1 3/4" | 5/8" |
| 30-21HM4NMA | 15,000 | 1/4" H.P. to 1/8" NPT MALE | HM4 | NMA | 1 7/8" | 5/8" |
| 30-21HM4NMB | 15,000 | 1/4" H.P. to 1/4" NPT MALE | HM4 | NMB | 2" | 5/8" |
| 30-21HM4NMC | 15,000 | 1/4" H.P. to 3/8" NPT MALE | HM4 | NMC | 2" | 3/4" |
| 30-21HM4NMD | 15,000 | 1/4" H.P. to 1/2" NPT MALE | HM4 | NMD | 2 1/8" | 7/8" |
| 10-21HM4NMF | 10,000 | 1/4" H.P. to 3/4" NPT MALE | HM4 | NMF | 2 1/4" | 1 1/8" |
| 30-21HM6NMB | 15,000 | 3/8" H.P. to 1/4" NPT MALE | HM6 | NMB | 2 1/8" | 7/8" |
| 30-21HM6NMC | 15,000 | 3/8" H.P. to 3/8" NPT MALE | HM6 | NMC | 2 1/8" | 7/8" |
| 30-21HM9NMB | 15,000 | 9/16" H.P. to 1/4" NPT MALE | HM9 | NMB | 2 3/8" | 1 1/8" |
| 30-21HM9NMC | 15,000 | 9/16" H.P. to 3/8" NPT MALE | HM9 | NMC | 2 3/8" | 1 1/8" |
| 30-21HM9NMD | 15,000 | 9/16" H.P. to 1/2" NPT MALE | HM9 | NMD | 2 1/2" | 1 1/8" |
| 10-21HM9NMF | 10,000 | 9/16" H.P. to 3/4" NPT MALE | HM9 | NMF | 2 5/8" | 1 1/8" |
| 10-21HM9NMH | 10,000 | 9/16" H.P. to 1" NPT MALE | HM9 | NMH | 2 3/4" | 1 3/8" |


Male High Pressure to Male High Pressure



| Catalog No. | Pressure Rating psi | Connections | A | B | Length | Hex Size |
|--------------|---------------------|--------------------------|-----|------|----------|----------|
| 60-21HM2HM2 | 60,000 | 1/8" H.P. to 1/8" H.P. | HM2 | HM2 | 1 1/2" | 1/2" |
| 60-21HM2HM4 | 60,000 | 1/8" H.P. to 1/4" H.P. | HM2 | HM4 | 1 5/8" | 5/8" |
| 60-21HM4HM4 | 60,000 | 1/4" H.P. to 1/4" H.P. | HM4 | HM4 | 1 11/16" | 5/8" |
| 60-21HM4HM6 | 60,000 | 1/4" H.P. to 3/8" H.P. | HM4 | HM6 | 2 1/16" | 3/4" |
| 60-21HM4HM9 | 60,000 | 1/4" H.P. to 9/16" H.P. | HM4 | HM9 | 2 1/4" | 1 1/8" |
| 60-21HM6HM6 | 60,000 | 3/8" H.P. to 3/8" H.P. | HM6 | HM6 | 2 1/4" | 3/4" |
| 60-21HM6HM9 | 60,000 | 3/8" H.P. to 9/16" H.P. | HM6 | HM9 | 2 1/2" | 1 1/8" |
| 60-21HM9HM9 | 60,000 | 9/16" H.P. to 9/16" H.P. | HM9 | HM9 | 2 5/8" | 1 1/8" |
| 30-21HM4HM16 | 30,000 | 1" H.P. to 1" M.P. | HM4 | HM16 | 3 5/8" | 1" |
| 30-21HM6HM16 | 30,000 | 1" H.P. to 1" M.P. | HM6 | HM16 | 4" | 1" |
| 30-21HM9HM16 | 30,000 | 1" H.P. to 1" M.P. | HM9 | HM16 | 4" | 1 1/8" |

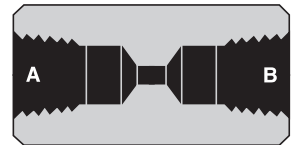
NPT Fittings

A complete line of couplings and adapters with NPT threaded connections are now available. These fittings feature 316 cold-worked stainless steel construction, with other materials available. HiP maintains an inventory of these fittings for quick ship requirements.



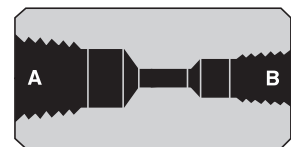
NPT Straight Couplings

| Catalog No. | Pressure Rating psi | Connections | A | B | Length | Hex Size |
|-------------|---------------------|-----------------------------------|-----|-----|--------|----------|
| 15-21NFA | 15,000 | 1/8" FEMALE NPT x 1/8" FEMALE NPT | NFA | NFA | 1 1/4" | 3/4" |
| 15-21NFB | 15,000 | 1/4" FEMALE NPT x 1/4" FEMALE NPT | NFB | NFB | 1 3/4" | 1" |
| 15-21NFC | 15,000 | 3/8" FEMALE NPT x 3/8" FEMALE NPT | NFC | NFC | 1 3/8" | 1" |
| 15-21NFD | 15,000 | 1/2" FEMALE NPT x 1/2" FEMALE NPT | NFD | NFD | 1 7/8" | 1 3/8" |
| 10-21NFF | 10,000 | 3/4" FEMALE NPT x 3/4" FEMALE NPT | NFF | NFF | 2 1/2" | 1 3/8" |
| 10-21NFH | 10,000 | 1" FEMALE NPT x 1" FEMALE NPT | NFH | NFH | 2 1/2" | 1 3/4" |



NPT Reducer Couplings

| Catalog No. | Pressure Rating psi | Connections | A | B | Length | Hex Size |
|-------------|---------------------|-----------------------------------|-----|-----|--------|----------|
| 15-21NFBNFC | 15,000 | 1/4" FEMALE NPT x 3/8" FEMALE NPT | NFB | NFC | 1 1/2" | 1" |
| 15-21NFBNFD | 15,000 | 1/4" FEMALE NPT x 1/2" FEMALE NPT | NFB | NFD | 2" | 1 3/8" |
| 15-21NFCNFD | 15,000 | 3/8" FEMALE NPT x 1/2" FEMALE NPT | NFC | NFD | 2" | 1 3/8" |



Adapters: Male to Male NPT

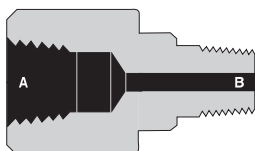
| Catalog No. | Pressure Rating psi | Connections | A | B | Length | Hex Size |
|-------------|---------------------|-------------------------------|-----|-----|--------|----------|
| 15-21NMANMA | 15,000 | 1/8" MALE NPT x 1/8" MALE NPT | NMA | NMA | 1 3/4" | 1/2" |
| 15-21NMBNMB | 15,000 | 1/4" MALE NPT x 1/4" MALE NPT | NMB | NMB | 1 7/8" | 5/8" |
| 15-21NMCNMC | 15,000 | 3/8" MALE NPT x 3/8" MALE NPT | NMC | NMC | 2" | 3/4" |
| 15-21NMDNMD | 15,000 | 1/2" MALE NPT x 1/2" MALE NPT | NMD | NMD | 2 1/8" | 1" |
| 10-21NMFNMF | 10,000 | 3/4" MALE NPT x 3/4" MALE NPT | NMF | NMF | 2 3/8" | 1 1/8" |
| 10-21NMHNMH | 10,000 | 1" MALE NPT x 1" MALE NPT | NMH | NMH | 2 5/8" | 1 3/8" |
| 15-21NMBNMC | 15,000 | 1/4" MALE NPT x 3/8" MALE NPT | NMB | NMC | 2" | 3/4" |
| 15-21NMBNMD | 15,000 | 1/4" MALE NPT x 1/2" MALE NPT | NMB | NMD | 2" | 7/8" |
| 15-21NMCNMD | 15,000 | 3/8" MALE NPT x 1/2" MALE NPT | NMC | NMD | 2" | 1" |



12


Accessories

NPT Fittings



Adapters: Female to Male NPT

| Catalog No. | Pressure Rating psi | Connections | A | B | Length | Hex Size |
|-------------|------------------------|---------------------------------|-----|-----|--------|-------------|
| 15-21NFANMA | 15,000 | 1/8" FEMALE NPT x 1/8" MALE NPT | NFA | NMA | 1 1/2" | 3/4" |
| 15-21NFANMB | 15,000 | 1/8" FEMALE NPT x 1/4" MALE NPT | NFA | NMB | 1 3/4" | 3/4" |
| 15-21NFANMC | 15,000 | 1/8" FEMALE NPT x 3/8" MALE NPT | NFA | NMC | 1 5/8" | 3/4" |
| 15-21NFANMD | 15,000 | 1/8" FEMALE NPT x 1/2" MALE NPT | NFA | NMD | 1 3/4" | 7/8" |
| 15-21NFBNMA | 15,000 | 1/4" FEMALE NPT x 1/8" MALE NPT | NFB | NMA | 1 5/8" | 3/4" |
| 15-21NFBNMB | 15,000 | 1/4" FEMALE NPT x 1/4" MALE NPT | NFB | NMB | 1 5/8" | 1" |
| 15-21NFBNMC | 15,000 | 1/4" FEMALE NPT x 3/8" MALE NPT | NFB | NMC | 1 5/8" | 1" |
| 15-21NFBNMD | 15,000 | 1/4" FEMALE NPT x 1/2" MALE NPT | NFB | NMD | 1 3/4" | 1" |
| 15-21NFCNMB | 15,000 | 3/8" FEMALE NPT x 1/4" MALE NPT | NFC | NMB | 1 7/8" | 1" |
| 15-21NFCNMD | 15,000 | 3/8" FEMALE NPT x 1/2" MALE NPT | NFC | NMD | 1 3/4" | 1" |
| 15-21NFDNMA | 15,000 | 1/2" FEMALE NPT x 1/8" MALE NPT | NFD | NMA | 2" | 1 3/8" |
| 15-21NFDNMB | 15,000 | 1/2" FEMALE NPT x 1/4" MALE NPT | NFD | NMB | 2" | 1 3/8" |
| 15-21NFDNMC | 15,000 | 1/2" FEMALE NPT x 3/8" MALE NPT | NFD | NMC | 1 3/4" | 1 3/8" |
| 15-21NFDNMD | 15,000 | 1/2" FEMALE NPT x 1/2" MALE NPT | NFD | NMD | 2 1/4" | 1 1/8" |
| 10-21NFFNMD | 10,000 | 3/4" FEMALE NPT x 1/2" MALE NPT | NFF | NMD | 2 3/8" | 1 3/8" |
| 10-21NFFNMH | 10,000 | 3/4" FEMALE NPT x 1" MALE NPT | NFF | NMH | 2 3/8" | 1 3/8" |
| 10-21NFFHMD | 10,000 | 1" FEMALE NPT x 1/2" MALE NPT | NFH | NMD | 2 3/4" | 1 7/8" |
| 10-21NFFHMF | 10,000 | 1" FEMALE NPT x 3/4" MALE NPT | NFH | NMF | 2 3/4" | 1 7/8" |

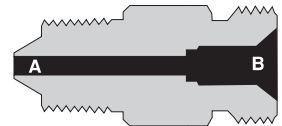


Hose Fittings

We now offer a line of hose adapters designed to easily and safely mate with standard type "M" fittings. Our new hose adapters are rated to the maximum working pressure of the hose or hose-end connection. Our hose fittings are constructed of 316 cold-worked stainless steel with other materials available. HiP maintains an inventory of these fittings for quick ship requirements.

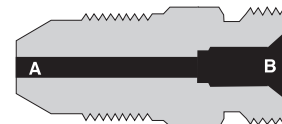
High Pressure to Hose

| Catalog No. | Pressure Rating psi | Connections | A | B | Length | Hex Size |
|--------------|---------------------|-------------------------|-----|-------|--------|----------|
| 40-21HM4HA9 | 40,000 | 1/4" H.P. x 9/16" HOSE | HM4 | 9/16" | 1 3/4" | 3/4" |
| 30-21HM4HA12 | 30,000 | 1/4" H.P. x 3/4" HOSE | HM4 | 3/4" | 1 7/8" | 7/8" |
| 26-21HM4HA16 | 26,000 | 1/4" H.P. x 1" HOSE | HM4 | 1" | 2" | 1 1/8" |
| 40-21HM6HA9 | 40,000 | 3/8" H.P. x 9/16" HOSE | HM6 | 9/16" | 2" | 7/8" |
| 30-21HM6HA12 | 30,000 | 3/8" H.P. x 3/4" HOSE | HM6 | 3/4" | 2 1/8" | 7/8" |
| 26-21HM6HA16 | 26,000 | 3/8" H.P. x 1" HOSE | HM6 | 1" | 2 1/4" | 1 1/8" |
| 40-21HM9HA9 | 40,000 | 9/16" H.P. x 9/16" HOSE | HM9 | 9/16" | 2 1/4" | 1 1/8" |
| 30-21HM9HA12 | 30,000 | 9/16" H.P. x 3/4" HOSE | HM9 | 3/4" | 2 3/8" | 1 1/8" |
| 26-21HM9HA16 | 26,000 | 9/16" H.P. x 1" HOSE | HM9 | 1" | 2 3/8" | 1 1/8" |



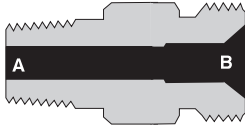
Medium Pressure to Hose

| Catalog No. | Pressure Rating psi | Connections | A | B | Length | Hex Size |
|---------------|---------------------|--------------------------|------|---------|--------|----------|
| 20-21LM4HA9 | 20,000 | 1/4" M.P. x 9/16" HOSE | LM4 | 9/16" | 1 7/8" | 3/4" |
| 20-21LM4HA12 | 20,000 | 1/4" M.P. x 3/4" HOSE | LM4 | 3/4" | 2" | 1" |
| 20-21LM4HA16 | 20,000 | 1/4" M.P. x 1" HOSE | LM4 | 1" | 2 1/8" | 1 1/8" |
| 20-21LM6HA9 | 20,000 | 3/8" M.P. x 9/16" HOSE | LM6 | 9/16" | 1 7/8" | 3/4" |
| 20-21LM6HA12 | 20,000 | 3/8" M.P. x 3/4" HOSE | LM6 | 3/4" | 2" | 1" |
| 20-21LM6HA16 | 20,000 | 3/8" M.P. x 1" HOSE | LM6 | 1" | 2 1/8" | 1 1/8" |
| 20-21LM9HA9 | 20,000 | 9/16" M.P. x 9/16" HOSE | LM9 | 9/16" | 2 1/8" | 1" |
| 20-21LM9HA12 | 20,000 | 9/16" M.P. x 3/4" HOSE | LM9 | 3/4" | 2 1/4" | 1" |
| 20-21LM9HA16 | 20,000 | 9/16" M.P. x 1" HOSE | LM9 | 1" | 2 1/4" | 1 1/8" |
| 20-21LM12HA9 | 20,000 | 3/4" M.P. x 9/16" HOSE | LM12 | 9/16" | 2 1/4" | 1 1/8" |
| 20-21LM12HA12 | 20,000 | 3/4" M.P. x 3/4" HOSE | LM12 | 3/4" | 2 3/8" | 1 1/8" |
| 20-21LM12HA16 | 20,000 | 3/4" M.P. x 1" HOSE | LM12 | 1" | 2 3/8" | 1 1/8" |
| 20-21LM12HA21 | 20,000 | 3/4" M.P. x 1 5/16" HOSE | LM12 | 1 5/16" | 2 3/4" | 1 1/2" |
| 20-21LM16HA9 | 20,000 | 1" M.P. x 9/16" HOSE | LM16 | 9/16" | 3 5/8" | 1 1/8" |
| 20-21LM16HA12 | 20,000 | 1" M.P. x 3/4" HOSE | LM16 | 3/4" | 3 3/4" | 1 1/8" |
| 20-21LM16HA16 | 20,000 | 1" M.P. x 1" HOSE | LM16 | 1" | 3 3/4" | 1 1/8" |
| 20-21LM16HA21 | 20,000 | 1" M.P. x 1 5/16" HOSE | LM16 | 1 5/16" | 4" | 1 1/2" |



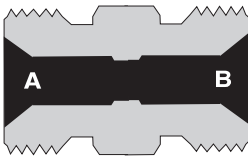
Accessories

NPT to Hose



| Catalog No. | Pressure Rating psi | Connections | A | B | Length | Hex Size |
|--------------|---------------------|----------------------------|-----|-------|--------|----------|
| 15-21NMBHA9 | 15,000 | 1/4" NPT MALE x 9/16" HOSE | NMB | 9/16" | 1 5/8" | 5/8" |
| 15-21NMBHA12 | 15,000 | 1/4" NPT MALE x 3/4" HOSE | NMB | 3/4" | 1 7/8" | 7/8" |
| 15-21NMBHA16 | 15,000 | 1/4" NPT MALE x 1" HOSE | NMB | 1" | 1 7/8" | 1" |
| 15-21NMCHA9 | 15,000 | 3/8" NPT MALE x 9/16" HOSE | NMC | 9/16" | 1 5/8" | 3/4" |
| 15-21NMCHA12 | 15,000 | 3/8" NPT MALE x 3/4" HOSE | NMC | 3/4" | 1 7/8" | 7/8" |
| 15-21NMCHA16 | 15,000 | 3/8" NPT MALE x 1" HOSE | NMC | 1" | 1 7/8" | 1" |
| 15-21NMDHA9 | 15,000 | 1/2" NPT MALE x 9/16" HOSE | NMD | 9/16" | 1 7/8" | 7/8" |
| 15-21NMDHA12 | 15,000 | 1/2" NPT MALE x 3/4" HOSE | NMD | 3/4" | 2" | 7/8" |
| 15-21NMDHA16 | 15,000 | 1/2" NPT MALE x 1" HOSE | NMD | 1" | 2" | 1" |
| 10-21NMFHA12 | 10,000 | 3/4" NPT MALE x 3/4" HOSE | NMF | 3/4" | 2" | 1 1/8" |
| 10-21NMFHA16 | 10,000 | 3/4" NPT MALE x 1" HOSE | NMF | 1" | 2" | 1 1/8" |
| 10-21NMHHA16 | 10,000 | 1" NPT MALE x 1" HOSE | NMH | 1" | 2 1/4" | 1 3/8" |

Hose to Hose




| Catalog No. | Pressure Rating psi | Connections | A | B | Length | Hex Size |
|---------------|---------------------|-------------------------|-------|-------|--------|----------|
| 26-21HA9HA9 | 26,000 | 9/16" HOSE x 9/16" HOSE | 9/16" | 9/16" | 1 1/2" | 3/4" |
| 26-21HA9HA12 | 26,000 | 9/16" HOSE x 3/4" HOSE | 9/16" | 3/4" | 1 5/8" | 7/8" |
| 26-21HA9HA16 | 26,000 | 9/16" HOSE x 1" HOSE | 9/16" | 1" | 1 3/4" | 1 1/8" |
| 26-21HA12HA12 | 26,000 | 3/4" HOSE x 3/4" HOSE | 3/4" | 3/4" | 1 3/4" | 7/8" |
| 26-21HA12HA16 | 26,000 | 3/4" HOSE x 1" HOSE | 3/4" | 1" | 1 7/8" | 1 1/8" |
| 26-21HA16HA16 | 26,000 | 1" HOSE x 1" HOSE | 1" | 1" | 1 7/8" | 1 1/8" |

Straight Couplings Reducer Couplings

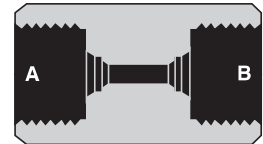
A complete range of couplings is offered for flexibility in going from tube to tube and from tube to pipe.

All standard coupling bodies are made from high tensile 316 stainless steel. Standard tubing glands and collars (sleeves) are provided with adapters unless otherwise specified.



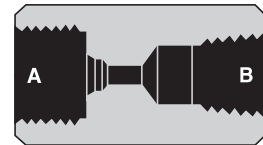
Taper Seal Straight Couplings

| Catalog No. | Pressure Rating psi | Connections | A | B | Length | Hex Size |
|-------------|---------------------|-------------------|-----|-----|--------|----------|
| 15-21AF1 | 15,000 | 1/16" O.D. TUBING | AF1 | AF1 | 1" | 3/8" |
| 15-21AF2 | 15,000 | 1/8" O.D. TUBING | AF2 | AF2 | 1 1/8" | 3/4" |
| 10-21AF4 | 10,000 | 1/4" O.D. TUBING | AF4 | AF4 | 1 3/4" | 1" |
| 10-21AF6 | 10,000 | 3/8" O.D. TUBING | AF6 | AF6 | 1 3/4" | 1" |



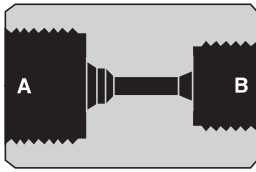
Female Taper Seal to Female NPT

| Catalog No. | Pressure Rating psi | Connections | A | B | Length | Hex Size |
|-------------|---------------------|-----------------------------|-----|-----|--------|----------|
| 15-21AF1NFA | 15,000 | 1/16" O.D. TUBE TO 1/8" NPT | AF1 | NFA | 1 1/8" | 5/8" |
| 15-21AF1NFB | 15,000 | 1/16" O.D. TUBE TO 1/4" NPT | AF1 | NFB | 1 1/8" | 3/4" |
| 15-21AF1NFC | 15,000 | 1/16" O.D. TUBE TO 3/8" NPT | AF1 | NFC | 1 3/8" | 1" |
| 15-21AF1NFD | 15,000 | 1/16" O.D. TUBE TO 1/2" NPT | AF1 | NFD | 1 3/4" | 1 1/8" |
| 15-21AF2NFA | 15,000 | 1/8" O.D. TUBE TO 1/8" NPT | AF2 | NFA | 1 1/4" | 5/8" |
| 15-21AF2NFB | 15,000 | 1/8" O.D. TUBE TO 1/4" NPT | AF2 | NFB | 1 1/4" | 3/4" |
| 15-21AF2NFC | 15,000 | 1/8" O.D. TUBE TO 3/8" NPT | AF2 | NFC | 1 1/2" | 1" |
| 15-21AF2NFD | 15,000 | 1/8" O.D. TUBE TO 1/2" NPT | AF2 | NFD | 1 3/4" | 1 1/8" |
| 10-21AF4NFA | 10,000 | 1/4" O.D. TUBE TO 1/8" NPT | AF4 | NFA | 1 5/8" | 1" |
| 10-21AF4NFB | 10,000 | 1/4" O.D. TUBE TO 1/4" NPT | AF4 | NFB | 1 3/4" | 1" |
| 10-21AF4NFC | 10,000 | 1/4" O.D. TUBE TO 3/8" NPT | AF4 | NFC | 1 7/8" | 1" |
| 10-21AF4NFD | 10,000 | 1/4" O.D. TUBE TO 1/2" NPT | AF4 | NFD | 1 7/8" | 1 1/8" |
| 10-21AF4NFF | 10,000 | 1/4" O.D. TUBE TO 3/4" NPT | AF4 | NFF | 2 3/8" | 1 3/8" |
| 10-21AF4NFH | 10,000 | 1/4" O.D. TUBE TO 1" NPT | AF4 | NFH | 2 7/8" | 1 7/8" |
| 10-21AF6NFA | 10,000 | 3/8" O.D. TUBE TO 1/8" NPT | AF6 | NFA | 1 5/8" | 1" |
| 10-21AF6NFB | 10,000 | 3/8" O.D. TUBE TO 1/4" NPT | AF6 | NFB | 1 3/4" | 1" |
| 10-21AF6NFC | 10,000 | 3/8" O.D. TUBE TO 3/8" NPT | AF6 | NFC | 1 7/8" | 1" |
| 10-21AF6NFD | 10,000 | 3/8" O.D. TUBE TO 1/2" NPT | AF6 | NFD | 2 1/8" | 1 1/8" |
| 10-21AF6NFF | 10,000 | 3/8" O.D. TUBE TO 3/4" NPT | AF6 | NFF | 2 3/8" | 1 3/8" |
| 10-21AF6NFH | 10,000 | 3/8" O.D. TUBE TO 1" NPT | AF6 | NFH | 2 5/8" | 1 7/8" |



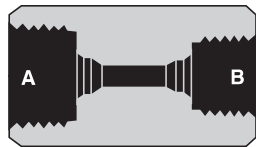
Accessories

Female Taper Seal to Female Female High Pressure



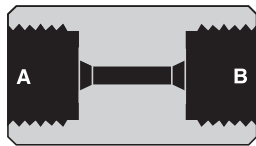
| Catalog No. | Pressure Rating psi | Connections | A | B | Length | Hex Size |
|-------------|---------------------|-------------------------------|-----|-----|--------|----------|
| 15-21AF1HF2 | 15,000 | 1/16" O.D. TUBE TO 1/8" H.P. | AF1 | HF2 | 1 1/8" | 5/8" |
| 15-21AF1HF4 | 15,000 | 1/16" O.D. TUBE TO 1/4" H.P. | AF1 | HF4 | 1 1/4" | 3/4" |
| 15-21AF1HF6 | 15,000 | 1/16" O.D. TUBE TO 3/8" H.P. | AF1 | HF6 | 1 3/8" | 1" |
| 15-21AF1HF9 | 15,000 | 1/16" O.D. TUBE TO 9/16" H.P. | AF1 | HF9 | 2 3/8" | 1 3/8" |
| 15-21AF2HF2 | 15,000 | 1/8" O.D. TUBE TO 1/8" H.P. | AF2 | HF2 | 1 1/8" | 3/4" |
| 15-21AF2HF4 | 15,000 | 1/8" O.D. TUBE TO 1/4" H.P. | AF2 | HF4 | 1 1/4" | 3/4" |
| 15-21AF2HF6 | 15,000 | 1/8" O.D. TUBE TO 3/8" H.P. | AF2 | HF6 | 1 7/8" | 1" |
| 15-21AF2HF9 | 15,000 | 1/8" O.D. TUBE TO 9/16" H.P. | AF2 | HF9 | 2 3/8" | 1 3/8" |
| 10-21AF4HF2 | 10,000 | 1/4" O.D. TUBE TO 1/8" H.P. | AF4 | HF2 | 1 3/8" | 1" |
| 10-21AF4HF4 | 10,000 | 1/4" O.D. TUBE TO 1/4" H.P. | AF4 | HF4 | 1 1/2" | 1" |
| 10-21AF4HF6 | 10,000 | 1/4" O.D. TUBE TO 3/8" H.P. | AF4 | HF6 | 1 7/8" | 1" |
| 10-21AF4HF9 | 10,000 | 1/4" O.D. TUBE TO 9/16" H.P. | AF4 | HF9 | 2 3/8" | 1 3/8" |
| 10-21AF6HF2 | 10,000 | 1/4" O.D. TUBE TO 1/8" H.P. | AF6 | HF2 | 1 1/2" | 1" |
| 10-21AF6HF4 | 10,000 | 3/8" O.D. TUBE TO 1/4" H.P. | AF6 | HF4 | 1 3/4" | 1" |
| 10-21AF6HF6 | 10,000 | 3/8" O.D. TUBE TO 3/8" H.P. | AF6 | HF6 | 1 7/8" | 1" |
| 10-21AF6HF9 | 10,000 | 3/8" O.D. TUBE TO 9/16" H.P. | AF6 | HF9 | 2 3/8" | 1 3/8" |

Taper Seal Reducer Couplings



| Catalog No. | Pressure Rating psi | Connections | A | B | Length | Hex Size |
|-------------|---------------------|------------------------------|-----|-----|--------|----------|
| 15-21AF1AF2 | 15,000 | 1/16" O.D. TO 1/8" O.D. TUBE | AF1 | AF2 | 1 1/8" | 5/8" |
| 10-21AF1AF4 | 10,000 | 1/16" O.D. TO 1/4" O.D. TUBE | AF1 | AF4 | 1 3/8" | 1" |
| 10-21AF1AF6 | 10,000 | 1/16" O.D. TO 3/8" O.D. TUBE | AF1 | AF6 | 1 3/8" | 1" |
| 10-21AF2AF4 | 10,000 | 1/8" O.D. TO 1/4" O.D. TUBE | AF2 | AF4 | 1 1/2" | 1" |
| 10-21AF2AF6 | 10,000 | 1/8" O.D. TO 3/8" O.D. TUBE | AF2 | AF6 | 1 1/2" | 1" |
| 10-21AF4AF6 | 10,000 | 1/4" O.D. TO 3/8" O.D. TUBE | AF4 | AF6 | 1 3/4" | 1" |

Female Medium Pressure to Female Medium Pressure

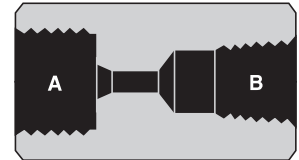


| Catalog No. | Pressure Rating psi | Connections | A | B | Length | Hex Size |
|---------------|---------------------|-------------------------|------|------|---------|----------|
| 20-21LF4 | 20,000 | 1/4" M.P. to 1/4" M.P. | LF4 | LF4 | 1 9/16" | 5/8" |
| 20-21LF4LF6 | 20,000 | 1/4" M.P. to 3/8" M.P. | LF4 | LF6 | 1 3/4" | 3/4" |
| 20-21LF4LF9 | 20,000 | 1/4" M.P. to 9/16" M.P. | LF4 | LF9 | 2 1/8" | 1" |
| 20-21LF4LF12 | 20,000 | 1/4" M.P. to 3/4" M.P. | LF4 | LF12 | 2 1/2" | 1 3/8" |
| 20-21LF4LF16 | 20,000 | 1/4" M.P. to 1" MP | LF4 | LF16 | 3 1/2" | 1 3/4" |
| 15-21LF4LF24 | 15,000 | 1/4" M.P. to 1 1/2" MP | LF4 | LF24 | 4" | 2 1/4" |
| 20-21LF6 | 20,000 | 3/8" M.P. to 3/8" MP | LF6 | LF6 | 1 3/4" | 3/4" |
| 20-21LF6LF9 | 20,000 | 3/8" M.P. to 9/16" MP | LF6 | LF9 | 2 1/8" | 1" |
| 20-21LF6LF12 | 20,000 | 3/8" M.P. to 3/4" MP | LF6 | LF12 | 2 1/2" | 1 3/8" |
| 20-21LF6LF16 | 20,000 | 3/8" M.P. to 1" MP | LF6 | LF16 | 3 1/2" | 1 3/4" |
| 15-21LF6LF24 | 15,000 | 3/8" MP to 1 1/2" MP | LF6 | LF24 | 4" | 2 1/4" |
| 20-21LF9 | 20,000 | 9/16" MP to 9/16" MP | LF9 | LF9 | 2 1/8" | 1" |
| 20-21LF9LF12 | 20,000 | 9/16" MP to 3/4" MP | LF9 | LF12 | 2 1/2" | 1 3/8" |
| 20-21LF9LF16 | 20,000 | 9/16" MP to 1" MP | LF9 | LF16 | 3 1/2" | 1 3/4" |
| 15-21LF9LF24 | 15,000 | 9/16" MP to 1 1/2" MP | LF9 | LF24 | 4" | 2 1/4" |
| 20-21LF12 | 20,000 | 3/4" MP to 3/4" MP | LF12 | LF12 | 2 1/2" | 1 3/8" |
| 20-21LF12LF16 | 20,000 | 3/4" MP to 1" MP | LF12 | LF16 | 3 1/2" | 1 3/4" |
| 15-21LF12LF24 | 15,000 | 3/4" MP to 1 1/2" MP | LF12 | LF24 | 4 1/4" | 2 1/4" |
| 20-21LF16 | 20,000 | 1" MP to 1" MP | LF16 | LF16 | 3 1/2" | 1 3/4" |
| 15-21LF16LF24 | 15,000 | 1" MP to 1 1/2" MP | LF16 | LF24 | 4 1/2" | 2 1/4" |
| 15-21LF24 | 15,000 | 1 1/2" MP to 1 1/2" MP | LF24 | LF24 | 5" | 2 1/4" |

Couplings

Female Medium Pressure to Female Pipe

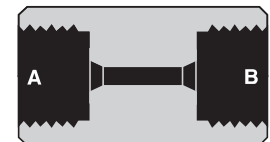
| Catalog No. | Pressure Rating psi | Connections | A | B | Length | Hex Size |
|--------------|---------------------|-------------------------------|------|------|--------|----------|
| 20-21LF4NFA | 15,000 | 1/4" M.P. to 1/8" NPT FEMALE | LF4 | NFA | 1 5/8" | 3/4" |
| 20-21LF4NFB | 15,000 | 1/4" M.P. to 1/4" NPT FEMALE | LF4 | NFB | 1 5/8" | 3/4" |
| 20-21LF4NFC | 15,000 | 1/4" M.P. to 3/8" NPT FEMALE | LF4 | NFC | 2" | 1" |
| 20-21LF4NFD | 15,000 | 1/4" M.P. to 1/2" NPT FEMALE | LF4 | NFD | 2" | 1 1/8" |
| 10-21LF4NFF | 10,000 | 1/4" M.P. to 3/4" NPT FEMALE | LF4 | NFF | 2 3/8" | 1 3/8" |
| 10-21LF4NFH | 10,000 | 1/4" M.P. to 1" NPT FEMALE | LF4 | NFH | 2 5/8" | 1 7/8" |
| 20-21LF6NFA | 15,000 | 3/8" M.P. to 1/8" NPT FEMALE | LF6 | NFA | 1 3/4" | 3/4" |
| 20-21LF6NFB | 15,000 | 3/8" M.P. to 1/4" NPT FEMALE | LF6 | NFB | 1 3/4" | 3/4" |
| 20-21LF6NFC | 15,000 | 3/8" M.P. to 3/8" NPT FEMALE | LF6 | NFC | 2 1/8" | 1" |
| 20-21LF6NFD | 15,000 | 3/8" M.P. to 1/2" NPT FEMALE | LF6 | NFD | 2 1/8" | 1 1/8" |
| 10-21LF6NFF | 10,000 | 3/8" M.P. to 3/4" NPT FEMALE | LF6 | NFIF | 2 3/8" | 1 3/8" |
| 10-21LF6NFH | 10,000 | 3/8" M.P. to 1" NPT FEMALE | LF6 | NFH | 2 3/4" | 1 7/8" |
| 20-21LF9NFA | 15,000 | 9/16" M.P. to 1/8" NPT FEMALE | LF9 | NFA | 2 1/8" | 1" |
| 20-21LF9NFB | 15,000 | 9/16" M.P. to 1/4" NPT FEMALE | LF9 | NFB | 2 1/8" | 1" |
| 20-21LF9NFC | 15,000 | 9/16" M.P. to 3/8" NPT FEMALE | LF9 | NFC | 2 1/8" | 1" |
| 20-21LF9NFD | 15,000 | 9/16" M.P. to 1/2" NPT FEMALE | LF9 | NFD | 2 1/4" | 1 1/8" |
| 10-21LF9NFF | 10,000 | 9/16" M.P. to 3/4" NPT FEMALE | LF9 | NFF | 2 1/2" | 1 3/8" |
| 10-21LF9NFH | 10,000 | 9/16" M.P. to 1" NPT FEMALE | LF9 | NFH | 2 7/8" | 1 7/8" |
| 20-21LF12NFA | 15,000 | 3/4" M.P. to 1/8" NPT FEMALE | LF12 | NFA | 2 1/2" | 1 3/8" |
| 20-21LF12NFB | 15,000 | 3/4" M.P. to 1/4" NPT FEMALE | LF12 | NFB | 2 1/2" | 1 3/8" |
| 20-21LF12NFC | 15,000 | 3/4" M.P. to 3/8" NPT FEMALE | LF12 | NFC | 2 1/2" | 1 3/8" |
| 20-21LF12NFD | 15,000 | 3/4" M.P. to 1/2" NPT FEMALE | LF12 | NFD | 2 1/2" | 1 3/8" |
| 10-21LF12NFF | 10,000 | 3/4" M.P. to 3/4" NPT FEMALE | LF12 | NFF | 2 3/4" | 1 1/2" |
| 10-21LF12NFH | 10,000 | 3/4" M.P. to 1" NPT FEMALE | LF12 | NFH | 3" | 1 7/8" |
| 20-21LF16NFA | 15,000 | 1" M.P. to 1/8" NPT FEMALE | LF16 | NFA | 3" | 1 3/4" |
| 20-21LF16NFB | 15,000 | 1" M.P. to 1/4" NPT FEMALE | LF16 | NFB | 3" | 1 3/4" |
| 20-21LF16NFC | 15,000 | 1" M.P. to 3/8" NPT FEMALE | LF16 | NFC | 3" | 1 3/4" |
| 20-21LF16NFD | 15,000 | 1" M.P. to 1/2" NPT FEMALE | LF16 | NFD | 3" | 1 3/4" |
| 10-21LF16NFF | 10,000 | 1" M.P. to 3/4" NPT FEMALE | LF16 | NFF | 3 1/4" | 1 3/4" |
| 10-21LF16NFH | 10,000 | 1" M.P. to 1" NPT FEMALE | LF16 | NFH | 3 1/4" | 1 3/4" |



12

Medium Pressure Straight Couplings

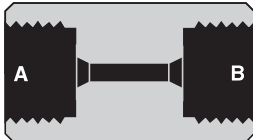
| Catalog No. | Pressure Rating psi | Connections | A | B | Length | Hex Size |
|-------------|---------------------|--------------------|------|------|---------|----------|
| 20-21LF4 | 20,000 | 1/4" O.D. TUBING | LF4 | LF4 | 1 9/16" | 5/8" |
| 20-21LF6 | 20,000 | 3/8" O.D. TUBING | LF6 | LF6 | 1 3/4" | 3/4" |
| 20-21LF9 | 20,000 | 9/16" O.D. TUBING | LF9 | LF9 | 2 1/8" | 1" |
| 20-21LF12 | 20,000 | 3/4" O.D. TUBING | LF12 | LF12 | 2 1/2" | 1 3/8" |
| 20-21LF16 | 20,000 | 1" O.D. TUBING | LF16 | LF16 | 3 1/2" | 1 3/4" |
| 15-21LF24 | 15,000 | 1 1/2" O.D. TUBING | LF24 | LF24 | 5" | 2 1/4" |



Accessories

Couplings

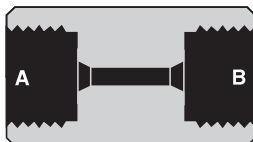
Female Medium Pressure to Female High Pressure



| Catalog No. | Pressure Rating psi | Connections | A | B | Length | Hex Size |
|---------------|---------------------|--------------------------|------|-----|--------|----------|
| 20-21LF4HF4 | 20,000 | 1/4" M.P. to 1/4" H.P. | LF4 | HF4 | 1 5/8" | 3/4" |
| 20-21LF4HF6 | 20,000 | 1/4" M.P. to 3/8" H.P. | LF4 | HF6 | 1 7/8" | 1" |
| 20-21LF4HF9 | 20,000 | 1/4" M.P. to 9/16" H.P. | LF4 | HF9 | 2 3/8" | 1 3/8" |
| 20-21LF6HF4 | 20,000 | 3/8" M.P. to 1/4" H.P. | LF6 | HF4 | 1 3/4" | 3/4" |
| 20-21LF6HF6 | 20,000 | 3/8" M.P. to 3/8" H.P. | LF6 | HF6 | 1 7/8" | 1" |
| 20-21LF6HF9 | 20,000 | 3/8" M.P. to 9/16" H.P. | LF6 | HF9 | 2 3/8" | 1 3/8" |
| 20-21LF9HF4 | 20,000 | 9/16" M.P. to 1/4" H.P. | LF9 | HF4 | 2 1/8" | 1" |
| 20-21LF9HF6 | 20,000 | 9/16" M.P. to 3/8" H.P. | LF9 | HF6 | 2 1/8" | 1" |
| 20-21LF9HF9 | 20,000 | 9/16" M.P. to 9/16" H.P. | LF9 | HF9 | 2 3/8" | 1 3/8" |
| 20-21LF12HF4 | 20,000 | 3/4" M.P. to 1/4" H.P. | LF12 | HF4 | 2 1/2" | 1 3/8" |
| 20-21LF12HF6 | 20,000 | 3/4" M.P. to 3/8" H.P. | LF12 | HF6 | 2 1/2" | 1 3/8" |
| 20-21LF12HF9 | 20,000 | 3/4" M.P. to 9/16" H.P. | LF12 | HF9 | 2 1/2" | 1 3/8" |
| *20-21LF16HF4 | 20,000 | 1" M.P. to 1/4" H.P. | HF16 | HF4 | 3 1/2" | 1 3/4" |
| *20-21LF16HF6 | 20,000 | 1" M.P. to 3/8" H.P. | HF16 | HF6 | 3 1/2" | 1 3/4" |
| *20-21LF16HF9 | 20,000 | 1" M.P. to 9/16" H.P. | HF16 | HF9 | 3 1/2" | 1 3/4" |

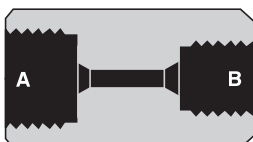
* Can be rated to 30,000 psi if used with 1" O.D. x 7/16" I.D. tubing.

High Pressure Straight Couplings



| Catalog No. | Pressure Rating psi | Connections | A | B | Length | Hex Size |
|-------------|---------------------|-------------------|------|------|--------|----------|
| 60-21HF2 | 60,000 | 1/8" O.D. TUBING | HF2 | HF2 | 1 1/8" | 3/4" |
| 60-21HF4 | 60,000 | 1/4" O.D. TUBING | HF4 | HF4 | 1 3/4" | 1" |
| 60-21HF6 | 60,000 | 3/8" O.D. TUBING | HF6 | HF6 | 2" | 1" |
| 60-21HF9 | 60,000 | 9/16" O.D. TUBING | HF9 | HF9 | 2 3/8" | 1 3/8" |
| 30-21HF16 | 30,000 | 1" O.D. TUBING | HF16 | HF16 | 3 1/2" | 1 3/4" |

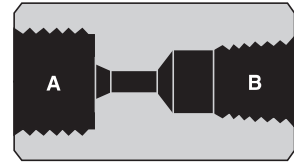
High Pressure Reducer Couplings



| Catalog No. | Pressure Rating psi | Connections | A | B | Length | Hex Size |
|-------------|---------------------|-------------------------------|-----|-----|--------|----------|
| 60-21HF2HF4 | 60,000 | 1/8" O.D. TO 1/4" O.D. TUBE | HF2 | HF4 | 1 1/4" | 3/4" |
| 60-21HF2HF6 | 60,000 | 1/8" O.D. TO 3/8" O.D. TUBE | HF2 | HF6 | 1 5/8" | 1" |
| 60-21HF2HF9 | 60,000 | 1/16" O.D. TO 9/16" O.D. TUBE | HF2 | HF9 | 1 3/4" | 1 3/8" |
| 60-21HF4HF6 | 60,000 | 1/4" O.D. TO 3/8" O.D. TUBE | HF4 | HF6 | 1 5/8" | 1" |
| 60-21HF4HF9 | 60,000 | 1/4" O.D. TO 9/16" O.D. TUBE | HF4 | HF9 | 1 3/4" | 1 3/8" |
| 60-21HF6HF9 | 60,000 | 3/8" O.D. TO 9/16" O.D. TUBE | HF6 | HF9 | 2" | 1 3/8" |

Female High Pressure to Female NPT Pipe

| Catalog No. | Pressure Rating psi | Connections | A | B | Length | Hex Size |
|-------------|---------------------|-----------------------------|-----|-----|--------|----------|
| 30-21HF2NFA | 15,000 | 1/8" O.D. TUBE TO 1/8" NPT | HF2 | NFA | 1 1/2" | 3/4" |
| 30-21HF2NFB | 15,000 | 1/8" O.D. TUBE TO 1/4" NPT | HF2 | NFB | 1 1/2" | 3/4" |
| 30-21HF2NFC | 15,000 | 1/8" O.D. TUBE TO 3/8" NPT | HF2 | NFC | 1 1/2" | 1" |
| 30-21HF2NFD | 15,000 | 1/8" O.D. TUBE TO 1/2" NPT | HF2 | NFD | 1 3/4" | 1 1/8" |
| 10-21HF2NFF | 10,000 | 1/8" O.D. TUBE TO 3/4" NPT | HF2 | NFF | 2" | 1 3/8" |
| 10-21HF2NFH | 10,000 | 1/8" O.D. TUBE TO 1" NPT | HF2 | NFH | 2 1/2" | 1 3/4" |
| 30-21HF4NFA | 15,000 | 1/4" O.D. TUBE TO 1/8" NPT | HF4 | NFA | 1 1/2" | 1" |
| 30-21HF4NFB | 15,000 | 1/4" O.D. TUBE TO 1/4" NPT | HF4 | NFB | 1 1/2" | 1" |
| 30-21HF4NFC | 15,000 | 1/4" O.D. TUBE TO 3/8" NPT | HF4 | NFC | 1 7/8" | 1" |
| 30-21HF4NFD | 15,000 | 1/4" O.D. TUBE TO 1/2" NPT | HF4 | NFD | 1 7/8" | 1 1/8" |
| 10-21HF4NFF | 10,000 | 1/4" O.D. TUBE TO 3/4" NPT | HF4 | NFF | 2" | 1 3/8" |
| 10-21HF4NFH | 10,000 | 1/4" O.D. TUBE TO 1" NPT | HF4 | NFH | 2 1/2" | 1 3/4" |
| 30-21HF6NFA | 15,000 | 3/8" O.D. TUBE TO 1/8" NPT | HF6 | NFA | 1 7/8" | 1" |
| 30-21HF6NFB | 15,000 | 3/8" O.D. TUBE TO 1/4" NPT | HF6 | NFB | 1 7/8" | 1" |
| 30-21HF6NFC | 15,000 | 3/8" O.D. TUBE TO 3/8" NPT | HF6 | NFC | 1 7/8" | 1" |
| 30-21HF6NFD | 15,000 | 3/8" O.D. TUBE TO 1/2" NPT | HF6 | NFD | 1 7/8" | 1 1/8" |
| 10-21HF6NFF | 10,000 | 3/8" O.D. TUBE TO 3/4" NPT | HF6 | NFF | 2 1/8" | 1 3/8" |
| 10-21HF6NFH | 10,000 | 3/8" O.D. TUBE TO 1" NPT | HF6 | NFH | 2 5/8" | 1 7/8" |
| 30-21HF9NFA | 15,000 | 9/16" O.D. TUBE TO 1/8" NPT | HF9 | NFA | 2 3/8" | 1 3/8" |
| 30-21HF9NFB | 15,000 | 9/16" O.D. TUBE TO 1/4" NPT | HF9 | NFB | 2 3/8" | 1 3/8" |
| 30-21HF9NFC | 15,000 | 9/16" O.D. TUBE TO 3/8" NPT | HF9 | NFC | 2 3/8" | 1 3/8" |
| 30-21HF9NFD | 15,000 | 9/16" O.D. TUBE TO 1/2" NPT | HF9 | NFD | 2 3/8" | 1 3/8" |
| 10-21HF9NFF | 10,000 | 9/16" O.D. TUBE TO 3/4" NPT | HF9 | NFF | 2 3/8" | 1 3/8" |
| 10-21HF9NFH | 10,000 | 9/16" O.D. TUBE TO 1" NPT | HF9 | NFH | 2 5/8" | 2" |



High Pressure Equipment offers an extensive selection of couplings and adapters to meet virtually every requirement.

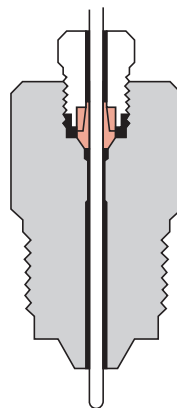
12

Accessories

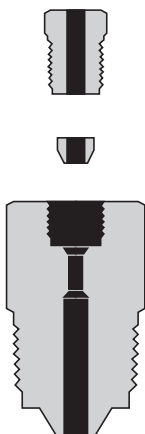
Thermocouple Adapters

The $\frac{1}{16}$ " O.D. and $\frac{1}{8}$ " O.D. tubing sizes of the Taper Seal connections are ideally suited for use with thermocouples for pressures up to 15,000 psi.

These connectors do not bite into the outer wall of the thermocouple, but rather clamp onto the tubing (or thermocouple) similar to a machine collet. A thread lubricant is recommended on the gland nut when initially making up the connection, but such lubrication can later be removed if desired. Material is high tensile 316 stainless steel. Standard glands and sleeves are provided unless otherwise specified.

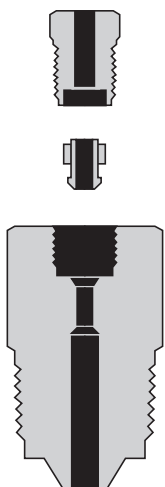


Adapters for $\frac{1}{16}$ " TCs



| Catalog No. | Pressure Rating psi | Male End of Adapter | Length | Hex Size |
|---------------|---------------------|--------------------------------|------------------|------------------|
| 15-21AF1AM2-T | 15,000 | $\frac{1}{8}$ " TAPER SEAL | $\frac{7}{8}$ " | $\frac{1}{2}$ " |
| 10-21AF1AM4-T | 10,000 | $\frac{1}{4}$ " TAPER SEAL | $1\frac{1}{2}$ " | $\frac{3}{4}$ " |
| 10-21AF1AM6-T | 10,000 | $\frac{3}{8}$ " TAPER SEAL | $1\frac{1}{4}$ " | $\frac{3}{4}$ " |
| 15-21AF1HM2-T | 15,000 | $\frac{1}{8}$ " HIGH PRESSURE | $\frac{7}{8}$ " | $\frac{1}{2}$ " |
| 15-21AF1HM4-T | 15,000 | $\frac{1}{4}$ " HIGH PRESSURE | $1\frac{1}{4}$ " | $\frac{5}{8}$ " |
| 15-21AF1HM6-T | 15,000 | $\frac{3}{8}$ " HIGH PRESSURE | $1\frac{3}{4}$ " | $\frac{3}{4}$ " |
| 15-21AF1HM9-T | 15,000 | $\frac{9}{16}$ " HIGH PRESSURE | $2\frac{1}{8}$ " | $1\frac{1}{8}$ " |
| 15-21AF1NMA-T | 15,000 | $\frac{1}{8}$ " NPT | 1" | $\frac{1}{2}$ " |
| 15-21AF1NMB-T | 15,000 | $\frac{1}{4}$ " NPT | $1\frac{1}{4}$ " | $\frac{5}{8}$ " |
| 15-21AF1NMC-T | 15,000 | $\frac{3}{8}$ " NPT | $1\frac{3}{8}$ " | $\frac{3}{4}$ " |
| 15-21AF1NMD-T | 15,000 | $\frac{1}{2}$ " NPT | $1\frac{3}{4}$ " | 1" |
| 10-21AF1NMF-T | 10,000 | $\frac{3}{4}$ " NPT | $1\frac{7}{8}$ " | $1\frac{3}{8}$ " |
| 10-21AF1NMH-T | 10,000 | 1" NPT | $1\frac{5}{8}$ " | $1\frac{3}{8}$ " |

Adapters for $\frac{1}{8}$ " TCs



| Catalog No. | Pressure Rating psi | Male End of Adapter | Length | Hex Size |
|---------------|---------------------|--------------------------------|------------------|------------------|
| 10-21AF2AM4-T | 10,000 | $\frac{1}{4}$ " TAPER SEAL | $1\frac{1}{4}$ " | $\frac{3}{4}$ " |
| 10-21AF2AM6-T | 10,000 | $\frac{3}{8}$ " TAPER SEAL | $1\frac{1}{4}$ " | $\frac{3}{4}$ " |
| 15-21AF2HM4-T | 15,000 | $\frac{1}{4}$ " HIGH PRESSURE | $1\frac{1}{4}$ " | $\frac{5}{8}$ " |
| 15-21AF2HM6-T | 15,000 | $\frac{3}{8}$ " HIGH PRESSURE | $1\frac{3}{4}$ " | $\frac{3}{4}$ " |
| 15-21AF2HM9-T | 15,000 | $\frac{9}{16}$ " HIGH PRESSURE | $2\frac{1}{8}$ " | $1\frac{1}{8}$ " |
| 15-21AF2NMA-T | 15,000 | $\frac{1}{8}$ " NPT | $1\frac{1}{4}$ " | $\frac{3}{4}$ " |
| 15-21AF2NMB-T | 15,000 | $\frac{1}{4}$ " NPT | $1\frac{1}{4}$ " | $\frac{5}{8}$ " |
| 15-21AF2NMC-T | 15,000 | $\frac{3}{8}$ " NPT | $1\frac{3}{8}$ " | $\frac{3}{4}$ " |
| 15-21AF2NMD-T | 15,000 | $\frac{1}{2}$ " NPT | $1\frac{3}{4}$ " | 1" |
| 10-21AF2NMF-T | 10,000 | $\frac{3}{4}$ " NPT | $1\frac{7}{8}$ " | $1\frac{3}{8}$ " |
| 10-21AF2NMH-T | 10,000 | 1" NPT | $1\frac{5}{8}$ " | $1\frac{3}{8}$ " |